Punjab Municipal Development Fund Company

Hiring of Consulting Services for Preparation of Integrated Development and Asset Management Plan (IDAMP) for 16 selected MCs In Punjab under Punjab Cities Program (PCP)

IDAMP – Municipal Committee Jhelum

May 2024

Table of Contents

Section 1. Introduction **5**
Section 2. Overview – Municipal Committee Jhelum **12**
Section 3. Existing Asset Inventory Analysis **15**
Section 4. Level of Services (LOS) **19**
Section 5. IDAMP Projects, Operations & Maintenance(O&M) Strategy **28**
Section 6. Financial and Economic Analysis **41**
Annexure **44**

List of Tables

Table 1: Asset Summary **15**
Table 2: Condition of Existing Assets **16**
Table 2: Current & Target LOS **19**
Table 3: IDAMP Projects **28**
Table 4: Project Detail **30**
Table 5: Financial Projections **43**

01 Introduction

Section 1. Introduction

1.1. Context

Punjab's urban metropolises are growing at an alarming rate thereby accelerating the demand at the municipal service levels. The gap between supply and demand in terms of quality of services at the municipal level rings a bell at the corridors of stakeholders both at government and local levels. Accordingly, the study seeks to identify viable business solutions for effective service deliveries. In particular, this report investigates the conditions of assets, both moveable and immoveable, at the MC level to elucidate the foundation for the development of IDAMP.

Infrastructure plays a pivotal role in achievement of service delivery objectives of public sector entities. Without long term planning and optimal management of infrastructure, risk of failure to meet the service delivery program increases significantly. Thus, infrastructure management is a critical concern for the sustainability of public sector entities.

Keeping in view the importance of infrastructure, an IDAMP Framework has been developed which spells out the principles for effective development and management of asset portfolio in order to achieve service delivery objectives, prescribes a consistent approach and a common methodology for development and management of assets and provides guidelines to ensure informed decision making by Municipal Committees for investment in and management of those assets which help the achievement of the service delivery objectives.

1.2. Scope

This document has been prepared for Integrated Development and Asset Management Planning of Municipal Committee (MC) Jhelum. Thus, this document is confined to the planning and management of assets of MC Jhelum.

1.3. Brief Methodology for IDAMP Development

The methodology employed for the preparation of the Integrated Development and Asset Management Plan (IDAMP) involved several key steps, which are summarized as follows:

1. Development of Asset Inventory Database

The first step in the IDAMP methodology was to develop a comprehensive asset inventory by PMDFC. This included identifying different asset categories and collecting relevant attribute data. Further, data available at PMDFC and MCs was thoroughly reviewed to ensure accurate and synchronized documentation.

This involved cross-referencing and aligning the available data with the requirements of the project. This served as a fundamental basis for integrated asset management.

2. Asset Condition Analysis

It was imperative to have a clear picture of the physical condition of assets and current level of service. Decisions regarding maintenance, rehabilitation and renewal revolved around these two aspects. Asset physical condition analysis was used to determine the need and timing of some preventative or corrective maintenance to ensure desired Level of Service and prevent service breakdown. Below is given the different categories of condition together with reasons/actions for the applicable condition:

Category	Asset Condition	Actions Required
A	Excellent	Routine Maintenance
B	Good	Minor Repair
C	Fair	Major Repair
D	Poor	Rehabilitation
E	Failing	Replacement

3. Current and Target Level of Services (LOS)

To ensure optimal service delivery, an analysis of asset divergence was conducted to assess the alignment between the existing asset inventory and the desired level of service (LOS). This step involved identifying the current level of services, setting target LOS, evaluating the service delivery gap, assessing asset condition assessment, and planning for necessary asset improvements accordingly.

Gap analysis reports and energy audit reports (where available) were reviewed to identify and define the existing infrastructure assets. These reports provided insights into the gaps and deficiencies in the current infrastructure and helped in formulating appropriate strategies for improvement. Further, sectoral plans for infrastructure investments were carefully reviewed to ensure synchronization with the target level of service.

Additionally, community consultative sessions were conducted to gather valuable insights into the needs and desires of the local community. Furthermore, it was made a priority to consult with the management and staff of the respective MCs during our field visits. Please refer **Annexure F** for details.

4. Identification of Projects

Once the inventory and performance targets were updated, project proposals were developed to bridge the service delivery gap. Project were identified based on asset types, for rehabilitation/replacement of existing assets or the creation of new assets. The project proposals encompassed project identification, preparation, and appraisal, ensuring that steps were taken to achieve the target LOS.

Preliminary estimates for capital expenditure and Operating and Maintenance (O&M) costs of identified projects were made. Considering the project scope, capital cost of the projects incorporated both the initial one-off costs such as engineering cost, project construction cost, development cost, procurement cost of equipment, machinery & other assets, utility set up cost, and any other costs to be incurred during the construction period. O&M cost to be incurred during operational phases of the project, which included preventive maintenance cost, electricity and other utility cost, administrative expenses, payroll cost and other overheads etc.

Following matrix is used for the computation of O&M costs:

Sr.	Sectors/ Projects	Annual O&M Cost (%age of Capital Cost)
1	Water Supply	5%
2	Filtration Plants/OHR	10%
3	GST (Ground Storage Tank)	2.50%
4	Sewerage Network	2.50%
5	Roads	5%
6	Street Lights	2.50%
7	Parks, Playgrounds, Open Spaces	2.50%
8	Buildings	0.5%
9	Bus stand	2.50%
10	Slaughterhouse	2.50%
11	Storm water drainage;	1%
12	Municipal libraries;	0.5%
13	Solarization	0.5%

5. Financial Capacity Analysis

Analyzing potential financial sources was a crucial step to finance capital investments. This involved examining local capital revenues, planned operating surplus, provincial government transfers, and donor grants as potential funding sources. This analysis provided insights into the available financial capacity to support selected projects, guiding decision-making regarding project selection and phasing.

6. Project Screening & Phasing

Projects were screened and phased over a three-year period based on specific criteria. Projects were evaluated against each of the following factors and assigned scores:

- Project purpose and service delivery improvement
- Public Response/Community and citizens feedback
- Environment and Social Impacts
- Socio-economic impacts analysis
- Ease of implementation

Relative scoring criteria was used for the phasing, wherein projects achieving the highest scores are prioritized in the first year, subject to the availability of finances. Similarly, the scores are reviewed to determine the phasing of projects in the second and third years. This approach ensures the prioritized implementation of projects based on their relative merits.

1.4. Technical Inputs, Assumptions and Limitations

- The initial information of existing assets was obtained from PMDFC and MC Jhelum. The data was obtained from multiple sources including Asset Management Information System. Additionally, energy audit reports, shape files, and gap analysis reports were also used to supplement the initial information.
- Asset inventory forms were designed to compile the asset attribute and condition information in consultation with the PMDFC management. The baseline data used for carrying out the condition assessment of assets was sourced from various reports provided by the PMDFC and MC Jhelum. It

primarily consisted of information related to the existing assets, including their names, numbers, residual life, technical specifications and other attributes of assets.

- Site surveys were also conducted to verify the information and collect any missing information. The compiled informaiton was then shared with the MC Jhelum management for their verification and endorsement.
- Age was the primary factor considered for assessing the condition of the water and sewerage network.
- The determination of the current and target level of service has been formulated through a consultative process involving relevant MC staff, and the analysis of data obtained from energy audit reports and gap analysis reports. For the computation of current level of service, following sources were consulted:
    - Served and built-up areas for different sectors were calculated from the relevant sectors' maps;
    - Total population of MC was taken from the census report of Pakistan Beuro of Statistics (PBS) while applying popupation growth rates for the incremental period;
    - Daily water supplied to the distribution system was calculated on the basis of capacity of tubewell and average daily operational hours of tubewell;
    - Non revenue water was computed by considering actual revenue collected by MC and total connections in the served area;
    - Total number of pipe leakages of the water distribution network was computed on the basis of number of complaints received by MC. It was assumed that one complaint represented one pipe leakage;
    - Total number of sewerage blockages was computed on the basis of number of complaints received by MC. It was assumed that one complaint represented one sewerage blockage; and
    - The total annual operating expenses for each sector were determined based on the expenditure report provided by the MC staff, which covered nine (9) months' worth of data. To obtain the annual operating expenses, an extrapolation method was used to estimate the remaining three (3) months' expenditures.
- Target level of services were determined considering the findings from condition assessment, findings of energy audit reports, findings from gap analysis reports, consultative sessions with MC management and community.
- PMDFC has actively engaged in community consultative sessions to gather valuable insights into the needs and desires of the local community. Furthermore, we have made it a priority to consult with the management and staff of the respective Municipal Committees (MCs) during our field visits. This collaborative approach has allowed us to gain valuable perspectives from those directly involved in the day-to-day operations of the MCs

and the feedback and insights gathered from these consultative sessions, both with the community and MC stakeholders, have been carefully analyzed and incorporated into the IDAMPs of the respective MCs.

- Projects (repair/ rehabilitation/ new creation) were identified in consultation with the respective Asset Managers keeping in view the service delivery gaps.
- Rrough cost estimates (Capital and Operational & Maintenance) was performed on the basis of Market Rating System (MRS) and Non MRS rates of items.
- Identified projects were evaluated on the basis of project screening and phasing criteria prescribed in the IDAMP Framework.
- The cost and book values of the MC assets have been provided by PMDFC staff.

02 Overview – Municipal Committee Jhelum

Section 2. Overview – Municipal Committee Jhelum

2.1. Introduction

The city of Jhelum is one of three MCs of District Jhelum. Jhelum is the main town of the MC. There are 16 Union Councils in the Tehsil out of which 05 fall in urban areas/ CO unit[1]. Lying at 32°56′ North latitude and 73°44′ East longitude, Jhelum is located a 1-hour and 30 minutes drive from the Capital of Pakistan Islamabad, and 3 hours drive from the heart of Punjab Lahore. Jhelum is linked with these cities through the National Highway N-5. Several cities are within 1 to 2 hours drive including Gujrat, Gujranwala, Chakwal and Mirpur, Azad Kashmir.[2]

2.2. Functions of Municipal Committee Jhelum

Section 31(p) of the Local Government Act, 2022, the Municipal Committees to provide, manage, operate, maintain and improve municipal infrastructure and services, including:

- water supply and control and development of water sources
- sewage and sewage treatment and disposal
- storm water drainage
- sanitation and solid waste collection and disposal of solid wastes, treatment and disposal including landfill site and recycling plants
- roads and streets
- public transport and mass transit systems, construction of express ways, flyovers, bridges, roads, under passes, traffic planning, engineering and management including traffic signaling systems, signs on roads, street markings
- firefighting
- street lighting
- parks, playgrounds, open spaces

[1] https://mcjhelum.lgpunjab.org.pk/about-us/history/
[2] https://en.wikipedia.org/wiki/Jhelum

- parking stands
- graveyards
- arboriculture/ tree afforestation;
- parking places;
- transport stations, stops, stands and terminals;
- slaughterhouses;
- municipal libraries;
- community and cultural centers;
- land use planning;
- building control; and
- environmental protection.

03 Existing Asset Inventory Analysis

Section 3. Existing Asset Inventory Analysis

Over the years, MC Jhelum has accumulated a large inventory of assets through development schemes and direct procurements. However, a centralized record of assets had not been maintained due to absence of a proper asset management system. Furthermore, as the development work used to be carried out through 'schemes', the asset generated through schemes could not be identified and classified into appropriate asset categories.

3.1. Existing Assets Summary

The summary of existing assets of MC Jhelum based on its' functions is presented below:

Table 1: Asset Summary

Sr No.	Asset Category	Asset Sub-Category	Unit	Total
1	Water Supply System	Tube wells	No.	25
		Water Supply Network	Meter	168,923
		OHR	No.	6
		Movable Assets (Vehicles/Machinery)	No.	3
2	Sewerage System	Sewerage Network	Meter	9949
		Disposal Stations	No.	1
		Movable Assets (Vehicles/Machinery)	No.	30
4	Recreational	Park	No.	3
5	SWM Resource	Dumping site	No.	1
		Movable Assets (Vehicles/Machinery)	No.	513
6	Bus Stands	Bus Stand	No.	1
7	Buildings	Offices	No.	8
		Library	No.	1
		Shops	No.	319
8	Public Places	Slaughter Houses	No.	1
9	Office Vehicles	Movable Assets (Vehicles/Machinery)	No.	3

Sr No.	Asset Category	Asset Sub-Category	Unit	Total
10	Street Lights	Street Lights	No.	960
11	Roads	Roads	KMs.	26.1

The detail of assets is given in **Annexure A**.

3.2. Condition of Existing Assets

The condition of assets of MC is presented below:

Table 2: Condition of Existing Assets

Sr No.	Asset Category	Asset Sub-Category	Asset Condition					Unit	Total
			Excellent (A)	Good (B)	Fair (C)	Poor (D)	Failing (E)		
1	Water Supply System	Tube wells	-	3	21	-	1	No.	25
		Water Supply Network	-	168,923	-	-	-	Meter	168,923
		OHR	-	-	5	1	-	No.	6
		Movable Assets (Vehicles/Machinery)	-	-	-	-	3	No.	3
2	Sewerage System	Sewerage Network	-	-	-	-	9949	Meter	9949
		Disposal Stations	-	-	-	1	-	No.	1
		Movable Assets (Vehicles/Machinery)	-	-	18	-	-	No.	18
4	Recreational	Park	-	-	2	1	-	No.	3
5	SWM Resource	Dumping site	-	-	1	-	-	No.	1
		Movable Assets (Vehicles/Machinery)	502	-	9	2	-	No.	513

Sr No.	Asset Category	Asset Sub-Category	Asset Condition					Unit	Total
			Excellent (A)	Good (B)	Fair (C)	Poor (D)	Failing (E)		
6	Bus Stands	Bus Stand	-	-	1	-	-	No.	1
7	Buildings	Offices	-	-	8	-	-	No.	8
		Library	-	-	1	-	-	No.	1
		Shops	-	319	-	-	-	No.	319
8	Public Places	Slaughter Houses	-	-	-	1	-	No.	1
9	Office Vehicles	Movable Assets (Vehicles/Machinery)	-	-	2	1	-	No.	3
10	Street Lights	Street Lights	495	-	-	-	465	No.	960
11	Roads	Roads	-	5.5	-	20.6	-	KMs.	26.1

04 Level of Services (LOS)

Section 4. Level of Services (LOS)

Assets are planned and managed for the service delivery to the consumers. Therefore it is pertinent to assess the current service level and set out the desired service level over a certain period by keeping in view the community needs and demands. In order to measure the service levels, indicators are designed on which periodic assessments of the levek of service are carried out.

A set of Level of Service (LOS) indicators has been prescribed for the MCs for achievement of the service delivery objectives. The MCs shall compute their existing LOS and set the target LOS for the next three years. Target LOS shall be used as key performance indicators to assess the performance of assets and monitor the extent of service delivery by the MCs.

The Current and Target level of service for MC Jhelum are provided here under:

Table 3: Current & Target LOS

Functions of MCs (municipal services)	Level of Service Indicators	Description	Current LOS	Target LOS for three years	Project Name	Timeframe (FY)
Water supply and control and development of water sources;	Water Supply Coverage by MC %	Percentage of area, where water supply network is available in comparison to total built up area.	72%	80%	Improvement & Rehabilitation of Water Supply system in Jhelum City	2023-2025
	Water Supply Coverage by private wells %	Percentage of area, where residents have own water sources.	28%	20%		
	Water production GPCD	Total daily water supplied to the distribution system (ex-treatment plant and including purchased water, if any) expressed by population served per day.	14	23		
	Non-revenue water %	Difference between total water produced (ex -treatment plant) and total water sold expressed as a percentage of total water produced.	94%	94%		

Functions of MCs (municipal services)	Level of Service Indicators	Description	Current LOS	Target LOS for three years	Project Name	Timeframe (FY)
	Pipe breaks (Leakages/Breaks /Km)	Total number of pipe leakages/breaks per year expressed per km of the water distribution network.	0.14	0.07	Improvement & Rehabilitation of Water Supply system in Jhelum City	2023-2025
	Unit operational cost - water sold (production cost at consumer end) (PKR)	Total annual operating expenses divided by the total annual volume of water sold.	0.04	0.03	Solarization of Tube wells and Water Supply System	2023-2024
	Water supply staff per 1000 water connections (No.)	Total number of water supply staff expressed as per thousand water connections.	5.4	5.4		
	Salary cost as proportion of Operating costs	Total annual salary costs (including salaries, wages, pensions, other benefits, etc.) Expressed as a percentage of total annual operating costs.	30%	30%		
	Power and Electricity Costs as proportion of Operating Costs	Total annual power/electricity costs of the utility expressed as a percentage of total annual operating costs.	64%	54%	Solarization of Tube wells and Water Supply System	2023-2024
	Unfit water samples % (not conforming with the requirements of NEQ)	Total number of unfit water samples (not conforming with the requirements of NEQ) expressed as a percentage of total samples taken.	N/A	Improved water quality	Improvement & Rehabilitation of Water Supply system in Jhelum City	2023-2025
	Continuity of Service Hrs. / Day	Average hours of service per day for water supply. (Average operational hours of tube well per day)	6	6		
	Water Supply Complaints %	Total number of water supply complaints per year expressed as a percentage of the total number of water supply connections.	0%	0%	SCADA System for Tubewells	2023-2024

Functions of MCs (municipal services)	Level of Service Indicators	Description	Current LOS	Target LOS for three years	Project Name	Timeframe (FY)
	Operational cost coverage (Ratio)	Total annual operational revenues/Total annual operating cost.	6%	7%	Solarization of Tube wells and Water Supply System	2023-2024
Sewage and sewage treatment and disposal;	Sewerage Coverage %	Population with sewerage services (direct service connection) as a percentage of the total population. (Total served area as a percentage of the total built up area)	77%	77%		
	Risk of crown failure	Whether there is an indication of crown failure?	No	No		
	Sewerage blockages (Blockages/KM) (No.)	Total number of blockages/ complaints per year expressed per km of sewers	11	3	Sewerage Scheme including WWTP & Disposal Station	2023-2025
	Sewerage staff per 1000 sewerage connections (No.)	Total number of sewerage staff expressed as per thousand sewerage connections	0.39	0.39		
	Waste water Treatment – Primary (%)	Proportion of collected sewage that receives primary treatment only, i.e. involving settlement with the intention of removing solids, but not biological treatment. Both lagoon and mechanical treatment can be included, where appropriate.	NIL	NIL		
	Waste water Treatment – Secondary (%)	Proportion of collected sewage that receives at least secondary treatment, i.e. removing oxygen demand as well as solids, normally biological. Both lagoon and mechanical treatment can be included, where appropriate.	NIL	NIL		
	Sewerage Complaints (%)	Total number of sewerage complaints per year expressed as a percentage of the total number of sewerage connections.	.17%	Reduction in number of complaints	Sewerage Scheme including WWTP & Disposal Station	2023-2025

Functions of MCs (municipal services)	Level of Service Indicators	Description	Current LOS	Target LOS for three years	Project Name	Timeframe (FY)
Storm water drainage;	Storm water drainage coverage (%)	The percentage of MC area that the drainage system protects from flooding.	77%	77%		
Sanitation and solid waste collection and disposal of solid wastes, treatment and disposal including landfill site and recycling plants;	Collection efficiency (%)	Total amount of solid waste collected expressed as a percentage of total solid waste produced.	59%	59%		
	Disposal efficiency (%)	Total amount of solid waste disposed off expressed as a percentage of total solid waste collected.	100%	100%		
	Door-to-door (%)	Percentage of area with door-to-door solid waste collection.	0%	0%		
	Primary SWM Coverage each day in localities (%)	Percentage of area from which the sanitary staff sweeps & collects waste each day	59%	59%		
	Primary SWM Coverage each day in Roads (%)	Primary SWM Coverage each day in Roads	59%	59%		
	Open Collection Points (No.)	Open Collection Points	28	28		
	Secondary collection machinery (No.)	Secondary collection machinery	2	2		
	Adequacy of parking facilities for SWM vehicles	Adequacy of parking facilities for SWM vehicles	Yes	Yes		
	Waste transported in covered vehicles	Waste transported in covered vehicles	No	No		
	Sufficiency of existing dumping area (Landfill site).	Sufficiency of existing dumping area (Landfill site).	Yes	Yes		
	Mechanism for Final Disposal	Is there any mechanism for final disposal?	No (Land fill Site)	No (Land fill Site)		
Roads and streets;	Roads with condition "A" (Excellent) %	Total length of roads with condition “A” expressed as a percentage of total roads.	0%	0%		
	Roads with condition "B" (Good) %	Total length of roads with condition “B” expressed as a percentage of total roads.	21%	69%		

Functions of MCs (municipal services)	Level of Service Indicators	Description	Current LOS	Target LOS for three years	Project Name	Timeframe (FY)
	Roads with condition "C" (Fair) %	Total length of roads with condition “C” expressed as a percentage of total roads.	0%	20%		
	Roads with condition "D" (Poor) %	Total length of roads with condition “D” expressed as a percentage of total roads.	79%	11%		
	Roads with condition "E" (Failing) %	Total length of roads with condition “F” expressed as a percentage of total roads.	0%	0%		
	Beautification of chowks %	Number of chowks having monuments expressed as a percentage of total chowks.				
Streetlighting;	Streetlight coverage. (%)	Percentage of area/roads with streetlights.	2.7%	2.7%		
	Working Streetlight %	Percentage of working streetlights as of total streetlights.	52%	100%	Repair & Replacement of Streetlights	2025-2026
Parks, Playgrounds, Open spaces;	Open spaces as percentage of total MC area. %	Open spaces as percentage of total MC area. %	0%	0%		
	Playgrounds as percentage of total MC area. %	Playgrounds as percentage of total MC area. %	0%	0%		
	Parks with condition "A" (Excellent) %	Parks with condition “A” expressed as a percentage of total parks.	0%	0%	1.Rehab Existing Parks (Altaf Park).	2023-2024
	Parks with condition "B" (Good) %	Parks with condition “B” expressed as a percentage of total parks.	0%	33%		
	Parks with condition "C" (Fair) %	Parks with condition “C” expressed as a percentage of total parks.	67%	67%		
	Parks with condition "D" (Poor) %	Parks with condition “D” expressed as a percentage of total parks.	33%	0%		

Functions of MCs (municipal services)	Level of Service Indicators	Description	Current LOS	Target LOS for three years	Project Name	Timeframe (FY)
	Parks with condition "E" (Failing) %	Parks with condition “E” expressed as a percentage of total parks.	0%	0%		
	Parks as percentage of total MC area. %	Parks as percentage of total MC area. %	0.8%	0.8%		
Graveyards;	Graveyards as percentage of total MC area. %	Graveyards as percentage of total MC area. %	0%	0%		
	Graveyards with condition "A" (Excellent) %	Total area of graveyards with condition “A” expressed as a percentage of total area of graveyards.	0%	0%		
	Graveyards with condition "B" (Good) %	Total area of graveyards with condition “B” expressed as a percentage of total area of graveyards.	0%	0%		
	fGraveyards with condition "C" (Fair) %	Total area of graveyards with condition “C” expressed as a percentage of total area of graveyards.	0%	0%		
	Graveyards with condition "D" (Poor) %	Total area of graveyards with condition “D” expressed as a percentage of total area of graveyards.	0.0%	0.0%		
	Graveyards with condition "E" (Failing) %	Total area of graveyards with condition “E” expressed as a percentage of total area of graveyards.	0.0%	0.0%		
Transport stations, stops, stands and terminals;	Ratio of bus stations to the total length of roads	Ratio of bus stations to the total length of roads	NIL	NIL		
	Adequacy of facilities at bus stands	Adequacy of facilities at bus stands	N/A	N/A		
Slaughterhouses;	Adequacy of slaughterhouses	Adequacy of slaughterhouses keeping in view the population of the MC	Yes	Yes		

Functions of MCs (municipal services)	Level of Service Indicators	Description	Current LOS	Target LOS for three years	Project Name	Timeframe (FY)
	Adequacy of facilities in slaughterhouses	Adequacy of facilities in slaughterhouses in terms of tools, disinfectants, refrigeration/ storage systems, drainage and disposal facility, etc.	No	Yes	Rehabilitation of slaughter house	2024-2025
Municipal libraries;	Total number of Libraries per 100,000 persons	Total number of Libraries per 100,000 persons	`1 : 100,000	`1 : 100,000		
	Adequacy of facilities in library	Adequacy of facilities in library in terms of books, computers, furniture, air-conditioning, lighting, drinking water etc.	No	Yes	Rehabilitation of two libraries in Jhelum City	2025-2026
Buildings	Buildings with condition "A" (Excellent) %	Total number of buildings with condition “A” expressed as a percentage of total number of buildings.	-			
	Buildings with condition "B" (Good) %	Total number of buildings with condition “B” expressed as a percentage of total number of buildings.	-			
	Buildings with condition "C" (Fair) %	Total number of buildings with condition “C” expressed as a percentage of total number of buildings.	100%			
	Buildings with condition "D" (Poor) %	Total number of buildings with condition “D” expressed as a percentage of total number of buildings.	-			
	Buildings with condition "E" (Failing) %	Total number of buildings with condition “E” expressed as a percentage of total number of buildings.	-			
	Solar Penetration Index (SPI) %	The Solar Penetration Index (SPI) measures the percentage of MC office buildings that have successfully undergone solarization.	0%	100%	Solarization of the municipal buildings	2023-24

Notes:

- While achieving the target level of service, MC shall ensure conformance with applicable laws and regulations including but not limited to land use planning, building control, environmental and social considerations.
- Environmental and social considerations are provided in Annex D.
- Comprehensive list of LOS indicators is provided in IDAMP Framework, please refer to section 5, however, certain LOS indicators are not applicable to MC Jhelum such as metered water connections, firefighting coverage etc.
- For certain service levels, the existing level of service is sustained during the term of IDAMP i.e. three years, despite the recognized need for enhancements. This circumstance arises due to various factors, including but not limited to funding constraints, the reluctance of asset owners to initiate required modifications and the lack of suitable land availability. Nevertheless, it is crucial to emphasize that the preparation and revision of the IDAMP is an ongoing process. As a result, the target level of service in these areas may be redefined in the future, facilitating the implementation of potential improvements.
- The calculation of daily water supplied to the distribution system has considered the capacity of tubewells, in combination with the average hours of service per day for water supply.
- In order to reduce the reduction in non-revenue water, certain initiatives are required such as capacity building for MC staff, the installation of water meters, tariff revisions, regulatory reforms, among other measures. It's important to note that the percentage of non-revenue water may not necessarily improve solely with an increase in water production.
- As regards to landfilling, developing regional landfill sites, rather than smaller units for each city, would be advisable.

05 IDAMP Projects

Section 5. IDAMP Projects

Based on the asset condition analysis and target level of services, the following projects have been identified in respect of various asset categories. Preliminary cost estimates for the project, encompassing both capital and operational & maintenance expenses, were calculated using the current Market Rating System (MRS) and Non-MRS rates for items. It's important to note that this estimation does not factor in inflation. Further, the coding scheme adopted to allot codes to the projects and the proposed projects' screening and phasing evaluation is given in Annexure B and C respectively.

Table 4: IDAMP Projects

Sr. No.	Project ID	Project Name	Asset Category	Total Capital Cost	2023-24		2024-25		2025-26		Project Screening (Score)
					Capital	O&M	Capital	O&M	Capital	O&M	
				(Millions)							
1	01-03-01-02-01	Improvement & Rehabilitation of Water Supply system in Jhelum City	Water Supply	300.21	150.11		150.11	15.01		15.01	87
2	01-03-01-02-02	Improvement of Water Supply scheme	Water Supply	40.00	40.00	2.00		2.00		2.00	87
3	01-03-01-06-01	Construction of Underground Water Storage Tank	Water Supply	200.00	100.00		100.00	5.00	-	5.00	87
4	01-03-02-02-01	Sewerage Scheme including WWTP & Disposal Station	Sewerage	300.00	150.00		150.00	15.00		15.00	84
5	01-03-05-06-01	Rehabilitation of slaughter house	Slaughter House	13.61			13.61	0.34		0.34	74

Sr. No.	Project ID	Project Name	Asset Category	Total Capital Cost	2023-24		2024-25		2025-26		Project Screening (Score)
					Capital	O&M	Capital	O&M	Capital	O&M	
				(Millions)							
6	01-03-04-03-01	Repair & Replacement of Streetlights	Streetlights	134.19			134.19	3.35			73
7	01-03-05-05-01	Rehabilitation of two libraries in Jhelum City	Library	2.00					2.00	0.01	61
8	01-03-06-01-01	Solarization of the municipal buildings	Buildings	100.00	100.00	0.50		0.50		0.50	80
9	01-03-01-01-01	Solarization of Tube wells and Water Supply System	Water supply	130.00	130.00	0.65		0.65		0.65	87
10	01-03-01-01-02	SCADA System for Tubewells	Water Supply	150.00	150.00	7.50		7.50		7.50	80
11	01-03-05-01-01	Rehab of 01 Existing Parks (Altaf Park)	Park	101.18	101.18	2.53		2.53		2.53	80
12	01-03-05-01-02	Rehab of Kalan Gujran Park	Park	151.48	151.48	3.79		3.79		3.79	80
13	01-03-03-03-01	SWM Vehicle Parking Shed	Solid Waste Management System	61.28	61.28	3.0		3.0		3.0	80
14	01-03-01-01-03	Energy Management Plan	Water Supply	5.37	5.37	0		0		0	80
Total.				**1,689.32**	**1,139.42**	**19.97**	**547.91**	**58.67**	**2.00**	**55.33**	

5.1. Detail of proposed projects:

The following section provides high-level particulars of the identified projects, serving as a point of reference for creating planning documents and PC forms[3]:

Table 5: Project Detail

Sr. No.	Project ID	Project Name	Service Sector	Project Objectives	Project Scope	Capital Cost (PKR million)	Recurrent Annual O&M Cost (PKR million)	Project Location
1	01-03-01-02-01	Improvement & Rehabilitation of Water Supply system in JhelumCity	Water Supply	1) Rehabilitation of the components of existing water supply system to attain full efficiency out of these installations. 2) Supply of adequate quantity of water in water shortage areas. 3) Improvement of service delivery level in the entire city. 4) Augmentation of the source capacity 5) Equal distribution of water in the entire system 6) Improvement of terminal pressure at remote ends of the distribution system 7) Reduction of water borne diseases. 8) Improvement in local and province economy.	Replacement of outlived water supply distribution system,Construction of OHRs & GSTs, Rehabilitation of Tubewells,Installation of new Tubewells	300.21	15.01	Jhelum City

[3] https://www.pc.gov.pk/web/downloads/pc

Sr. No.	Project ID	Project Name	Service Sector	Project Objectives	Project Scope	Capital Cost (PKR million)	Recurrent Annual O&M Cost (PKR million)	Project Location
2	01-03-01-02-02	Improvement of Water Supply scheme	Water Supply	1) Rehabilitation of the components of existing water supply system to attain full efficiency out of these installations. 2) Supply of adequate quantity of water in water shortage areas. 3) Improvement of service delivery level in the entire city. 4) Augmentation of the source capacity 5) Equal distribution of water in the entire system 6) Improvement of terminal pressure at remote ends of the distribution system 7) Reduction of water borne diseases. 8) Improvement in local and province economy.	• Replacement of 7 pumpsets • Installation of capacitors	40	2	Jhelum City
3	01-03-01-06-01	Construction of Underground Water Storage Tank	Water Supply	The main objectives are - To supply safe drinking water ub sufficient quantity at doorsteps of consumers with reasonable cost - To encourging personal hygiene anad household cleanliness of users - Reduction of water borne diseases - Reduction in medical expenditures - Improvement in environment of the city	Design and Engineering Site Preparation Excavation and Earthwork Foundation Works Masonary Works Coation and Insulation Piping and Connection Concrete Works	**200**	**5**	Jhelum City

Sr. No.	Project ID	Project Name	Service Sector	Project Objectives	Project Scope	Capital Cost (PKR million)	Recurrent Annual O&M Cost (PKR million)	Project Location
4	01-03-02-02-01	Sewerage Scheme including WWTP & Disposal Station	Sewerage	1. To implement prioritized, need based and most cost-effective municipal service infrastructure sub projects for the year 2032. 2. To improve the service delivery level for the entire growing population of the city. 3. Protecting drinking water sources from contamination by waterborne waste 4. Improvement of the environment of the city making it livable. 5. To improve the economic growth of the city.	1.Rehabilitation of existing sewerage system 2.Rehabilitation of existing disposal stations 3.Construction of sewerage network in unserved areas 4.WWTP 5.Construction of new disposal stations	300	7.50	Jhelum City
5	01-03-05-06-01	Rehabilitation of slaughter house	Slaughter House	Ensure compliance with sanitation and hygiene standards. Improve the welfare and treatment of animals. Enhance public health and safety. Increase the efficiency of the slaughter process. Reduce operating costs and increase profitability. Upgrade facilities and equipment to meet modern standards. Minimize the impact on the environment. Ensure compliance with regulatory requirements. Improve working conditions for employees. Improve the overall performance of the slaughterhouse.	• Boundary wall and gate • Doctor's room • Slaughtering hall • Evisceration hall • Meet cutting room • Blood collection arrangements • Water supply systems • Skin storage room • Waste water disposal system • Solid waste collection and disposal system • Health and Hygiene SOPs • Separate Facility for Sick Animals • Tools Disinfectant System	13.61	0.34	IslamPura,Jhelum City

Sr. No.	Project ID	Project Name	Service Sector	Project Objectives	Project Scope	Capital Cost (PKR million)	Recurrent Annual O&M Cost (PKR million)	Project Location
6	01-03-04-03-01	Repair & Replacement of Streetlights	Streetlights	Enhance public safety and security by providing adequate lighting. Improve visibility for motorists and pedestrians. Increase the overall quality of street lighting. Reduce energy consumption and operating costs. Promote energy efficiency and sustainability. Improve the aesthetics of the area. Enhance the functionality of the street lighting system. Improve reliability and reduce maintenance downtime. Ensure compliance with regulatory requirements. Increase the lifespan of the street lighting system.	Installation of LEDs at all non-functional MC operated streetlights	134.19	3.35	Jhelum City
7	01-03-05-05-01	Rehabilitation of two libraries in Jhelum City	Library	Create a modern, inclusive library fostering community engagement and lifelong learning. Provide a diverse collection of resources for all ages and interests. Construct an environmentally sustainable library promoting eco-friendly practices. Enhance accessibility and convenience through the integration of digital technologies. Foster partnerships to support academic and research initiatives. Promote literacy and lifelong learning through innovative programs and services.	Rehabilitation of Buildings of both Libraries. Provision of following Facilities 1. Conference/Meeting Room 2. Separate Washroom for Ladies 3. Proper book shelves 4. Proper sitting area 5. lights 6. Separate Parking area 7. A computer room 8. Digital record keeping system	2	0.01	Jhelum City

Sr. No.	Project ID	Project Name	Service Sector	Project Objectives	Project Scope	Capital Cost (PKR million)	Recurrent Annual O&M Cost (PKR million)	Project Location
				Engage the community through outreach initiatives and collaborative projects.				
8	01-03-06-01-01	Solarization of the municipal buildings	Buildings	The primary objectives of solarization are as follows: a) Enhance Sustainability: By generating clean and renewable energy, the project can reduce its environmental impact and contribute to sustainable development. b) Reduce Carbon Footprint: Solar PV systems produce electricity with zero greenhouse gas emissions, helping to mitigate climate change and improve air quality. c) Cut Down Energy Costs: Utilizing solar energy can significantly reduce reliance on conventional grid electricity, resulting in long-term cost savings and improved financial viability.	Solarization of the municipal buildings based on the site load and installation capacity assessment	100	0.5	Jhelum City
9	01-03-01-01-01	Solarization of Tube wells and Water Supply System	Water supply	The primary objectives of solarization are as follows: a) Enhance Sustainability: By generating clean and renewable energy, the project can reduce its environmental impact and contribute to sustainable development.	Solarization of the tubewells based on the site load and installation capacity assessment. Tubewell solarization project scope involves converting	130	0.65	Jhelum City

Sr. No.	Project ID	Project Name	Service Sector	Project Objectives	Project Scope	Capital Cost (PKR million)	Recurrent Annual O&M Cost (PKR million)	Project Location
				b) Reduce Carbon Footprint: Solar PV systems produce electricity with zero greenhouse gas emissions, helping to mitigate climate change and improve air quality. c) Cut Down Energy Costs: Utilizing solar energy can significantly reduce reliance on conventional grid electricity, resulting in long-term cost savings and improved financial viability.	conventional water pumping systems into solar-powered ones to ensure sustainable and energy-efficient water supply for rural needs.			
10	01-03-01-01-02	SCADA System for Tubewells	Water Supply	For monitering and controlling of efficient working of all tubwells Scda system would be required so that working hours of each tubewell will be moniter at a center point.	"Design and Installation of the following components: 1-Instrumentation Inputs 2-RTUs 3-Radio/Cellular Telemetry 4- SCADA Operator Terminal 5-Alarming Monitoring 6-Control System Adjustments 7-Internet Browser 8-Server HTML"	150	7.5	MC Jehlum
11	01-03-05-01-01	Rehab of 01 Existing Parks (Altaf Park)	Park	1.The project's main objective is to rehabilitate the existing park with the upgradation to the existing & new facilities to provide the local community a recreational space with all the allied	• Boundary wall with iron grill • Entrance gates • Ramps for PWDs • Tuff tile pathways • Jogging track	101.18	2.5295	MC Jehlum

Sr. No.	Project ID	Project Name	Service Sector	Project Objectives	Project Scope	Capital Cost (PKR million)	Recurrent Annual O&M Cost (PKR million)	Project Location
				facilities. 2. The project also aims to construct a green space equipped with all the facilities that should be provided in a thriving neighborhood. 3. To create safe neighborhoods for the people. 4. To create valuable green spaces. 5. To enhances the aesthetic beauty of the city. 6. To contribute the health and wellness of the community. 7. Ornamental plants, green areas & rain water harvesting structures.	• Landscaping • Plantation/vegetation cover of indigenous species • Gazebos • Public toilets • Rainwater recharge well • Shopping and sitting area • Playing area for children • Security guard room • Grassing and flower beds • Gardener Room • Prayer Room • Store • Bird cage • Provision of lighting and electrical arrangements • Construction of new water supply & drainage system and connection with existing network • Percolation Well			
12	01-03-05-01-02	Rehab of Kalan Gujran Park	Park	1.The project's main objective is to rehabilitate the existing park with the upgradation to the existing & new facilities to provide the local community a	• Boundary wall with iron grill • Entrance gates • Ramps for PWDs • Tuff tile pathways	151.48	3.787	MC Jehlum

Sr. No.	Project ID	Project Name	Service Sector	Project Objectives	Project Scope	Capital Cost (PKR million)	Recurrent Annual O&M Cost (PKR million)	Project Location
				recreational space with all the allied facilities. 2. The project also aims to construct a green space equipped with all the facilities that should be provided in a thriving neighborhood. 3. To create safe neighborhoods for the people. 4. To create valuable green spaces. 5. To enhances the aesthetic beauty of the city. 6. To contribute the health and wellness of the community. 7. Ornamental plants, green areas & rain water harvesting structures.	• Jogging track • Landscaping • Plantation/vegetation cover of indigenous species • Gazebos • Public toilets • Rainwater recharge well • Shopping and sitting area • Playing area for children • Security guard room • Grassing and flower beds • Gardener Room • Prayer Room • Store • Bird cage • Provision of lighting and electrical arrangements • Construction of new water supply & drainage system and connection with existing network • Percolation Well			

5.2. Operations and Maintenance (O&M) Strategy:

The Operations and Maintenance (O&M) Strategy outlined in this Integrated Development and Asset Management Plan (IDAMP) ensures the effective management and sustainability of critical infrastructure assets, including sewerage, water supply, and solid waste machinery. Each component of the O&M strategy is designed to optimize asset performance and support ongoing service delivery.

1. Sewerage Operations and Maintenance

- **Preventive Maintenance**: Regular inspection, cleaning, and repair of sewer lines, manholes, and treatment facilities to prevent blockages and ensure uninterrupted flow.
- **Emergency Response**: Establishment of rapid response protocols for addressing sewerage system failures and overflows to minimize public health and environmental risks.
- **Pump Station Management**: Routine maintenance of sewerage pumping stations to optimize performance and extend equipment lifespan.
- **Asset Monitoring**: Implementation of real-time monitoring systems to track sewerage system performance and identify potential issues proactively.
- **Budget Allocations**: All O&M expenses for sewerage infrastructure are based on the IDAMP guidelines, with a detailed list of expenses provided in Annexure G,H &I.

2. Water Supply Operations and Maintenance

- **Water Quality Management**: Regular testing and treatment of water sources to maintain compliance with quality standards and ensure safe drinking water supply.
- **Distribution Network Maintenance**: Inspection and repair of pipelines, valves, and pumps to minimize leaks and pressure fluctuations in the water distribution network.
- **Reservoir and Pump House Operations**: Scheduled maintenance of water reservoirs and pump houses to optimize operational efficiency and reduce energy consumption.
- **Leak Detection**: Utilization of advanced leak detection technologies to identify and repair water leaks promptly.
- **Budget Allocations**: O&M expenditures for water supply infrastructure are aligned with the IDAMP framework, as detailed in Annexure XYZ.

3. Solid Waste Machinery Operations and Maintenance

- **Equipment Servicing**: Routine servicing and lubrication of solid waste machinery, including compactors, shredders, and sorting equipment, to optimize performance and reduce downtime.
- **Waste Collection Fleet Management**: Maintenance and repair of waste collection vehicles to ensure reliable and efficient solid waste collection services.
- **Landfill Management**: Regular monitoring and maintenance of landfill sites to mitigate environmental impacts and ensure compliance with waste disposal regulations.
- **Recycling Infrastructure Maintenance**: Inspection and upkeep of recycling facilities and equipment to support sustainable waste management practices.
- **Budget Allocations**: O&M expenses related to solid waste management are calculated based on IDAMP guidelines, with a comprehensive breakdown provided in Annexure G,H &I..

In conclusion, the integrated Operations and Maintenance (O&M) Strategy within the IDAMP framework underscores our commitment to effective asset management and service delivery. By prioritizing preventive maintenance, rapid response capabilities, and continuous monitoring while aligning expenditures with the IDAMP, we ensure the long-term reliability and sustainability of essential infrastructure services. This proactive approach supports our mission to provide quality public services while optimizing resource utilization and minimizing operational risks.

06 Financial and Economic Analysis

Section 6. Financial and Economic Analysis

In this chapter, financial and economic analysis has been carried out for the new project proposed under IDAMP to assess its economic and financial viability and determine its do-ability by reference to its financial resources required next three financial years.

1.1. Qualitative Assessment

The qualitative benefits of the proposed projects are as under:

(i) **The benefits of municipal project – Engines of Growth:** Among other benefits, municipal projects generate employment opportunities and create a positive impact on the standard of living. Few projects proposed under IDAMP are mega projects which would create their own economy, boast manufacturing & trading, create need for commerce value chain.

(ii) **Environmental Up-gradation:** Development of wastewater treatment plant would provide primary and secondary treatment, thereby have a positive bearing on environment. Further, all projects will especially focus environmental considerations during construction and operational phases. Further green areas, trees and plantations will provide not only refreshing view but will enhance the environmental conditions and help climate stabilization.

(iii) **Employment Opportunities:** The Project is likely to create employment opportunities for over 1,000 people during construction and about 500 people at operational stage in addition to indirect employment generation.

(iv) **Improvement in Service Delivery of Water Supply:** Replacement of water supply system would improve the water quality for the target population, thus will help to improve public health index.

(v) **Provision of Parking Facility for Solid Waste Management Vehicles:** The biggest problem of the solid waste machinery is non-availability of parking, which would have the bearing on the useful life of vehicles, as sheds would provide effective protection to the vehicles against the solar radiation and ultraviolet rays, rain, hail, wind, and dust, thereby slowing down the deterioration of vehicles and reducing the cost of maintenance.

(vi) **Rehabilitation of Parks - Creation of Social Hub in the Locality:** These projects will provide a recreational facility to the residents of the catchment area of respective parks thus improve the visitors count of the parks and create social harmony and extended connectivity in the people.

(vii) **Saving in Fuel Consumption and Improved Connectivity -** Rehabilitation of roads infrastructure would not only improve the service delivery level of the municipal services but also result in few road accidents, potential savings in travelling and repair cost of the vehicles, reduction in annual maintenance charges of roads and parks. Moreover, better lit roads and streets would add to security of people travelling at night.

(viii) **Generation of Business Opportunities:** Projects will open new corridors for small- and large-scale businesses right from the construction phase and onwards throughout the life of the Project.

(ix) **Revenue Generation:** Local government is estimated to generate direct and indirect revenue from the projects.

1.2. Quantitative Assessment of the Project

Various basis has been used, primarily relying on the results of the financial model which has been developed to conduct the financial analysis that assesses the viability and sustainability of this Project. Free Cash Flows (FCF) of the Project have been used to determine the key financial indicators of the projects.

Using the free cash flow model, given below are the key financial indicators for project appraisal:

(i) **Net Present Value (NPV)** of the projects is calculated which represents in present value terms the net benefit that accrues from the Project after meeting its capital cost requirements as well as the cost of operations and other expenditures.

(ii) **Financial Internal rate of return (FIRR)** of the projects is calculated While representing an average return and its comparison with the required rate of return, which is taken as KIBOR rate

(iii) **Payback period** of the Project is estimated duly incorporating construction and operational period over the useful life of asset.

(iv) **Cost benefit analysis** of the projects is made to determine the ratio of cumulative benefits versus cumulative cost of each project over its useful life.

1.3. Annual Financial Projections

The annual financial projection of Municipal Committee Jhelum is given below.

Table 6: Financial Projections

Year	2023-24		2024-25		2025-26	
Category	**Total Capital Rs. (Million)**	**Total O&M Rs. (Millions)**	**Total Capital Rs. (Million)**	**Total O&M Rs. (Millions)**	**Total Capital Rs. (Million)**	**Total O&M Rs. (Millions)**
Water Supply	570.11	10.15	250.11	30.16	-	30.16
Sewerage	150.00	-	150.00	15.00	-	15.00
Slaughter House	-	-	13.61	0.34	-	0.34
Streetlights	-	-	134.19	3.35	-	-
Library	-	-	-	-	2.00	0.01
Buildings	100.00	0.50	-	0.50	-	0.50
Park	252.66	6.32	-	6.32	-	6.32
Total	**1,072.77**	**16.97**	**547.91**	**55.67**	**2.00**	**52.33**

Capital cost of the projects incorporates both the initial one-off costs such as engineering cost, project construction cost, development cost, procurement cost of equipment, machinery & other assets, utility set up cost, and any other costs to be incurred during the construction period.

Operating and maintenance (O&M) cost shall be incurred during operational phases of the project. Operation and maintenance cost includes electricity and other utility cost, administrative expenses, maintenance cost, payroll cost and other overheads etc.

Annexure

Annexure A. Detail of Assets

1. Water Supply:

a) Components of Water Supply System

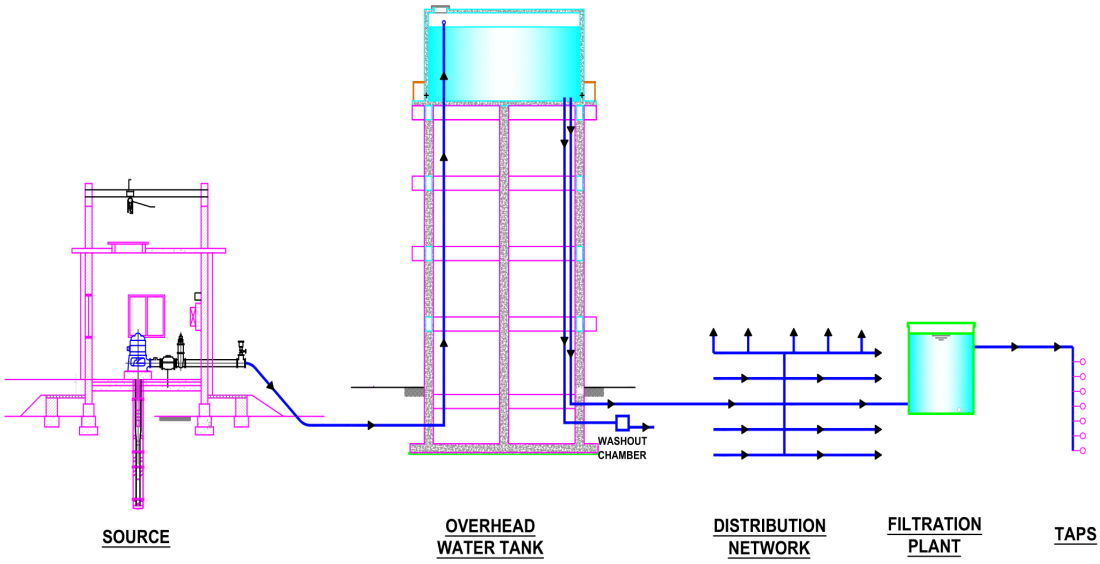

b) Map of Water Supply System

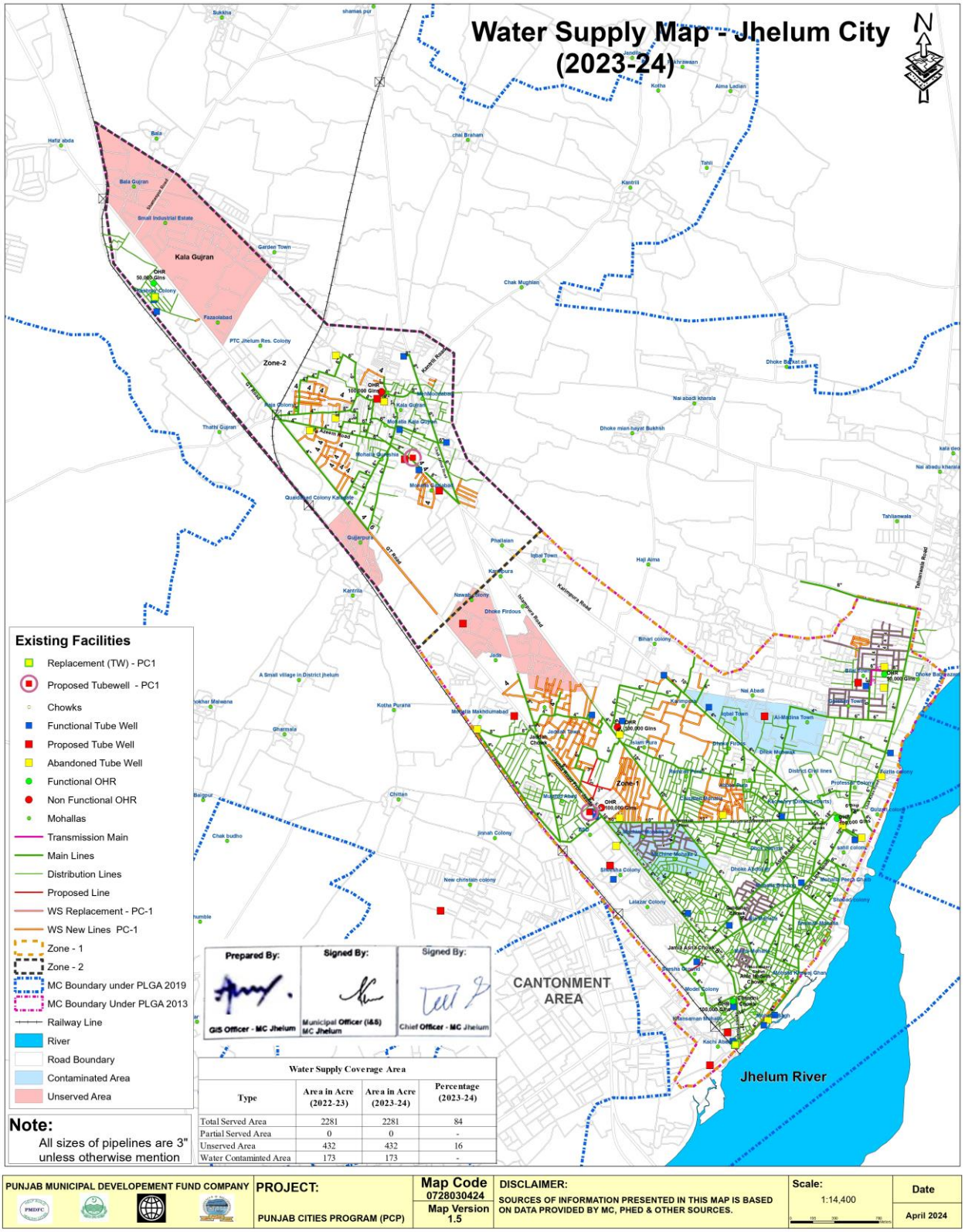

A. Tube well

Sr #	Name	Age (Years)		Condition	Discharge (cusec)	Pump Make	Motor Make	Status	Motor hp	Book Value (PKR Million)
		Civil Structure	Pump							
1	Tube Well #01	15	15	Fair	1	KSB	Siemens	Functional	40	1.17
2	Tube Well #02	15	3	Good	1	KSB	Siemens	Functional	40	1.17
3	Tube Well #03	15	3	Fair	1	KSB	Siemens	Non-Functional	40	0.36
4	Tube Well #06	15	3	Fair	1	KSB	Siemens	Functional	40	0
5	Tube Well #10	11	11	Fair	1	KSB	Siemens	Functional	40	1.17
6	Tube Well #12	15	15	Fair	1	KSB	Siemens	Functional	40	1.35
7	Tube Well #17	15	15	Fair	1	KSB	Siemens	Functional	40	1.17
8	Tube Well #18	21	21	Fair	1	KSB	Siemens	Functional	40	1.17
9	Tube Well #19	27	27	Fair	1	KSB	Siemens	Functional	40	0.45
10	Tube Well #21	15	15	Fair	1	KSB	Siemens	Functional	40	0.45
11	Tube Well #22	15	15	Fair	1	KSB	Siemens	Functional	40	1.17
12	Tube Well #23	15	15	Fair	1	KSB	Siemens	Functional	40	1.17
13	Tube Well #24	15	15	Fair	1	KSB	Siemens	Functional	40	1.17
14	Tube Well #25	15	15	Fair	1	KSB	Siemens	Functional	40	1.17
15	Tube Well #26	15	15	Fair	1	KSB	Siemens	Functional	40	1.17
16	Tube Well #27	15	15	Failing	1	KSB	Siemens	Functional	40	1.17
17	Tube Well #30	14	14	Fair	1	KSB	Siemens	Functional	40	1.17
18	Tube Well #31	15	15	Fair	1	KSB	Siemens	Functional	40	1.26
19	Tube Well #32	15	15	Fair	1	KSB	Siemens	Functional	40	1.17
20	Tube Well #33	14	14	Fair	1	KSB	Siemens	Non-Functional	40	1.17
21	Tube Well #34	15	15	Fair	1	KSB	Siemens	Functional	40	1.17

Sr #	Name	Age (Years)		Condition	Discharge (cusec)	Pump Make	Motor Make	Status	Motor hp	Book Value (PKR Million)
		Civil Structure	Pump							
22	Tube Well #35	15	15	Fair	1	KSB	Siemens	Functional	40	1.17
23	Tube Well #36	15	15	Fair	1	KSB	Siemens	Non-Functional	40	0.36
24	Tube Well #37	3	3	Good	1	KSB	Siemens	Functional	40	15.3
25	Tube Well #38	2	2	Good	1	KSB	Siemens	Functional	40	14.94

Integrated Development and Asset Management Plan (IDAMP)				
Municipal Committee Jhelum				
Form: IDAMP-A1	Tube Well Asset Condition Assessment			Asset Code: _____ Date: 11-05-2023_____
Asset Detail				**Pictures**
Name		Tube well - 1		
Location	Latitude	32.92301		
	Longitude	73.72834		
Address		Stadium Soleman Paras		
Area (Marla)		1		
Working Status		Functional	Non-Functional	
Installation Year of Tube Well		2008		
Installation Year of Pump		2008		
Capital Cost of Machinery				
Operational Hours		6		
Delivery Pipe	Dia	6		
	Material	MS		
Chlorinator		Yes	No	
Chlorination Schedule		Once in a Year	After 6 Months	No Schedule
Apron Around Pump House		Yes	No	
Hoisting Girder		Yes	No	
Civil Structure Condition		Good	Fair	Bad
Approach to Pump House		Good	Fair	Bad
Pump Details				
Pump Type		Turbine		
Pump Make		KSB		
Discharge Capacity (Cusec)		1		
Rotational Speed (RPM)		1470		
Housing Dia (inches)		12		
Bore Depth (ft.)		250		
Head (ft.)		200		
Impeller Installation Depth (ft.)		110		
Paint of Pumping Unit		Good		
Number of Valves	Gate Valve	1		
	Non-Returning Valve	1		
Base Plate		Yes	No	
Electro-Mechanical Equipment Details				
Transformer Capacity (kVA)		50		
Sanctioned Load (Kwh)		30		
Motor Power (HP)		40		
Motor Make		Siemens		
MCU		Yes	No	
Earthing of Motor		Yes	No	
Power Wiring		Yes	No	
Service Cable		Yes	No	
Earthing of MCU		Yes	No	

Integrated Development and Asset Management Plan (IDAMP)					
Municipal Committee Jhelum					
Form: IDAMP-A1	**Tube Well Asset Condition Assessment**			**Asset Code: _____ Date: 11-05-2023_____**	
Energy Meter		Yes	No		
Water Meter		Yes	No		
PFI Equipment		Yes	No		
Generator		Yes	No		
Change Over		Yes	No		
Overall Rating					
Average Score	1	2	3	4	5
Asset Condition	Excellent	Good	Fair	Poor	Failing
Category	A	B	C	D	E
Remarks / Requirements					
• No remarks					
Data Collected By: Mr. Hamza		*Designation: Team Member*		*Sign & Date: 30 May 2023*	
Data Checked By: Mr. M. Fiaz		*Designation: Team Lead*		*Sign & Date: 30 May 2023*	

Integrated Development and Asset Management Plan (IDAMP)				
Municipal Committee Jhelum				
Form: IDAMP-A1	Tube Well Asset Condition Assessment			Asset Code: _____ Date: 11-05-2023_____
Asset Detail				**Pictures**
Name		Tube Well - 2		
Location	Latitude	32.937204		
	Longitude	73.736815		
Address		Tehsil Road City Post Office		
Area (Marla)		1		
Working Status		Functional	Non-Functional	
Installation Year of Tube Well		2008		
Installation Year of Pump		2020		
Capital Cost of Machinery				
Operational Hours		6		
Delivery Pipe	Dia	6		
	Material	MS		
Chlorinator		Yes	No	
Chlorination Schedule		Once in a Year	After 6 Months	No Schedule
Apron Around Pump House		Yes	No	
Hoisting Girder		Yes	No	
Civil Structure Condition		Good	Fair	Bad
Approach to Pump House		Good	Fair	Bad
Pump Details				
Pump Type		Turbine		
Pump Make		KSB		
Discharge Capacity (Cusec)		1		
Rotational Speed (RPM)		1470		
Housing Dia (inches)		12		
Bore Depth (ft.)		250		
Head (ft.)		200		
Impeller Installation Depth (ft.)		110		
Paint of Pumping Unit		Good		
Number of Valves	Gate Valve	1		
	Non-Returning Valve	1		
Base Plate		Yes	No	
Electro-Mechanical Equipment Details				
Transformer Capacity (kVA)		50		
Sanctioned Load (Kwh)		32		
Motor Power (HP)		40		
Motor Make		Siemens		
MCU		Yes	No	
Earthing of Motor		Yes	No	
Power Wiring		Yes	No	
Service Cable		Yes	No	
Earthing of MCU		Yes	No	
Energy Meter		Yes	No	

Integrated Development and Asset Management Plan (IDAMP)					
Municipal Committee Jhelum					
Form: IDAMP-A1	**Tube Well Asset Condition Assessment**			**Asset Code: _____ Date: 11-05-2023_____**	
Water Meter		Yes	No		
PFI Equipment		Yes	No		
Generator		Yes	No		
Change Over		Yes	No		
Overall Rating					
Average Score	1	2	3	4	5
Asset Condition	Excellent	Good	Fair	Poor	Failing
Category	A	B	C	D	E
Remarks / Requirements					
• No remarks					
Data Collected By: Mr. Hamza		*Designation: Team Member*		*Sign & Date: 30 May 2023*	
Data Checked By: Mr. M. Fiaz		*Designation: Team Lead*		*Sign & Date: 30 May 2023*	

Integrated Development and Asset Management Plan (IDAMP)				
Municipal Committee Jhelum				
Form: IDAMP-A1	Tube Well Asset Condition Assessment			Asset Code: _____ Date: 11-05-2023_____
Asset Detail				**Pictures**
Name		Tube Well - 3		
Location	Latitude	32.924625		
	Longitude	73.731276		
Address		Sulman Paras Near Altaf Park		
Area (Marla)		1		
Working Status		Functional	Non-Functional	
Installation Year of Tube Well		2008		
Installation Year of Pump		2020		
Capital Cost of Machinery				
Operational Hours		0		
Delivery Pipe	Dia	6		
	Material	MS		
Chlorinator		Yes	No	
Chlorination Schedule		Once in a Year	After 6 Months	No Schedule
Apron Around Pump House		Yes	No	
Hoisting Girder		Yes	No	
Civil Structure Condition		Good	Fair	Bad
Approach to Pump House		Good	Fair	Bad
Pump Details				
Pump Type		Turbine		
Pump Make		KSB		
Discharge Capacity (Cusec)		1		
Rotational Speed (RPM)		1470		
Housing Dia (inches)		12		
Bore Depth (ft.)		250		
Head (ft.)		200		
Impeller Installation Depth (ft.)		110		
Paint of Pumping Unit		Good		
Number of Valves	Gate Valve	1		
	Non-Returning Valve	1		
Base Plate		Yes	No	
Electro-Mechanical Equipment Details				
Transformer Capacity (kVA)		50		
Sanctioned Load (Kwh)		30		
Motor Power (HP)		40		
Motor Make		Siemens		
MCU		Yes	No	
Earthing of Motor		Yes	No	
Power Wiring		Yes	No	
Service Cable		Yes	No	
Earthing of MCU		Yes	No	
Energy Meter		Yes	No	



Integrated Development and Asset Management Plan (IDAMP)					
Municipal Committee Jhelum					
Form: IDAMP-A1	**Tube Well Asset Condition Assessment**			**Asset Code: _____ Date: 11-05-2023_____**	
Water Meter		Yes	No		
PFI Equipment		Yes	No		
Generator		Yes	No		
Change Over		Yes	No		
Overall Rating					
Average Score	1	2	3	4	5
Asset Condition	Excellent	Good	Fair	Poor	Failing
Category	A	B	C	D	E
Remarks / Requirements					
• Non-Functional due to bore choked.					
Data Collected By: Mr. Hamza		*Designation: Team Member*		*Sign & Date: 30 May 2023*	
Data Checked By: Mr. M. Fiaz		*Designation: Team Lead*		*Sign & Date: 30 May 2023*	

Integrated Development and Asset Management Plan (IDAMP)				
Municipal Committee Jhelum				
Form: IDAMP-A1	Tube Well Asset Condition Assessment			Asset Code: _____ Date: 11-05-2023_____
Asset Detail				**Pictures**
Name		Tube Well - 6		
Location	Latitude	32.954107		
	Longitude	73.716083		
Address		Disrtict Council Katchery		
Area (Marla)		1		
Working Status		Functional	Non-Functional	
Installation Year of Tube Well		2008		
Installation Year of Pump		2020		
Capital Cost of Machinery				
Operational Hours		6		
Delivery Pipe	Dia	8		
	Material	MS		
Chlorinator		Yes	No	
Chlorination Schedule		Once in a Year	After 6 Months	No Schedule
Apron Around Pump House		Yes	No	
Hoisting Girder		Yes	No	
Civil Structure Condition		Good	Fair	Bad
Approach to Pump House		Good	Fair	Bad
Pump Details				
Pump Type		Turbine		
Pump Make		KSB		
Discharge Capacity (Cusec)		1		
Rotational Speed (RPM)		1470		
Housing Dia (inches)		12		
Bore Depth (ft.)		250		
Head (ft.)		200		
Impeller Installation Depth (ft.)		110		
Paint of Pumping Unit		Good		
Number of Valves	Gate Valve	1		
	Non-Returning Valve	1		
Base Plate		Yes	No	
Electro-Mechanical Equipment Details				
Transformer Capacity (kVA)		100		
Sanctioned Load (Kwh)		30		
Motor Power (HP)		40		
Motor Make		Siemens		
MCU		Yes	No	
Earthing of Motor		Yes	No	
Power Wiring		Yes	No	
Service Cable		Yes	No	
Earthing of MCU		Yes	No	
Energy Meter		Yes	No	

Integrated Development and Asset Management Plan (IDAMP)		
Municipal Committee Jhelum		
Form: IDAMP-A1	**Tube Well Asset Condition Assessment**	**Asset Code: _____ Date: 11-05-2023_____**

Water Meter	Yes	No
PFI Equipment	Yes	No
Generator	Yes	No
Change Over	Yes	No

Overall Rating					
Average Score	1	2	3	4	5
Asset Condition	Excellent	Good	Fair	Poor	Failing
Category	A	B	C	D	E

Remarks / Requirements

- New motor installed outside pump house

Data Collected By: Mr. Hamza	*Designation: Team Member*	*Sign & Date: 30 May 2023*
Data Checked By: Mr. M. Fiaz	*Designation: Team Lead*	*Sign & Date: 30 May 2023*

Integrated Development and Asset Management Plan (IDAMP)		
Municipal Committee Jhelum		
Form: IDAMP-A1	Tube Well Asset Condition Assessment	Asset Code: _____ Date: 11-05-2023_____

Asset Detail				
Name		Tube Well - 10		
Location	Latitude	32.930715		
	Longitude	73.726795		
Address		Shesha Ground Machine Mohalla 1		
Area (Marla)		1		
Working Status		Functional	Non- Functional	
Installation Year of Tube Well		2012		
Installation Year of Pump		2012		
Capital Cost of Machinery				
Operational Hours		6		
Delivery Pipe	Dia	6		
	Material	MS		
Chlorinator		Yes	No	
Chlorination Schedule		Once in a Year	After 6 Months	No Schedule
Apron Around Pump House		Yes	No	
Hoisting Girder		Yes	No	
Civil Structure Condition		Good	Fair	Bad
Approach to Pump House		Good	Fair	Bad
Pump Details				
Pump Type		Turbine		
Pump Make		KSB		
Discharge Capacity (Cusec)		1		
Rotational Speed (RPM)		1470		
Housing Dia (inches)		12		
Bore Depth (ft.)		250		
Head (ft.)		200		
Impeller Installation Depth (ft.)		110		
Paint of Pumping Unit		Good		
Number of Valves	Gate Valve	1		
	Non-Returning Valve	1		
Base Plate		Yes	No	
Electro-Mechanical Equipment Details				
Transformer Capacity (kVA)		50		
Sanctioned Load (Kwh)		30		
Motor Power (HP)		40		
Motor Make		Siemens		
MCU		Yes	No	
Earthing of Motor		Yes	No	
Power Wiring		Yes	No	
Service Cable		Yes	No	
Earthing of MCU		Yes	No	
Energy Meter		Yes	No	
Water Meter		Yes	No	

Pictures

Integrated Development and Asset Management Plan (IDAMP)					
Municipal Committee Jhelum					
Form: IDAMP-A1	**Tube Well Asset Condition Assessment**			**Asset Code: _____ Date: 11-05-2023_____**	
PFI Equipment		Yes	No		
Generator		Yes	No		
Change Over		Yes	No		
Overall Rating					
Average Score	1	2	3	4	5
Asset Condition	Excellent	Good	Fair	Poor	Failing
Category	A	B	C	D	E
Remarks / Requirements					
• No remarks					
Data Collected By: Mr. Hamza		*Designation: Team Member*		*Sign & Date: 30 May 2023*	
Data Checked By: Mr. M. Fiaz		*Designation: Team Lead*		*Sign & Date: 30 May 2023*	

Integrated Development and Asset Management Plan (IDAMP)				
Municipal Committee Jhelum				
Form: IDAMP-A1	Tube Well Asset Condition Assessment			Asset Code: _____ Date: 11-05-2023_____
Asset Detail				**Pictures**
Name		Tube Well - 12		
Location	Latitude	32.948611		
	Longitude	73.720157		
Address		Islam Pura Slaughter House		
Area (Marla)		1		
Working Status		Functional	Non-Functional	
Installation Year of Tube Well		2008		
Installation Year of Pump		2008		
Capital Cost of Machinery				
Operational Hours		6		
Delivery Pipe	Dia	8		
	Material	MS		
Chlorinator		Yes	No	
Chlorination Schedule		Once in a Year	After 6 Months	No Schedule
Apron Around Pump House		Yes	No	
Hoisting Girder		Yes	No	
Civil Structure Condition		Good	Fair	Bad
Approach to Pump House		Good	Fair	Bad
Pump Details				
Pump Type		Turbine		
Pump Make		KSB		
Discharge Capacity (Cusec)		1		
Rotational Speed (RPM)		1470		
Housing Dia (inches)		12		
Bore Depth (ft.)		250		
Head (ft.)		200		
Impeller Installation Depth (ft.)		110		
Paint of Pumping Unit		Good		
Number of Valves	Gate Valve	1		
	Non-Returning Valve	1		
Base Plate		Yes	No	
Electro-Mechanical Equipment Details				
Transformer Capacity (kVA)		50		
Sanctioned Load (Kwh)		38		
Motor Power (HP)		40		
Motor Make		Siemens		
MCU		Yes	No	
Earthing of Motor		Yes	No	
Power Wiring		Yes	No	
Service Cable		Yes	No	
Earthing of MCU		Yes	No	
Energy Meter		Yes	No	





Integrated Development and Asset Management Plan (IDAMP)					
Municipal Committee Jhelum					
Form: IDAMP-A1	**Tube Well Asset Condition Assessment**			**Asset Code: _____ Date: 11-05-2023_____**	
Water Meter		Yes	No		
PFI Equipment		Yes	No		
Generator		Yes	No		
Change Over		Yes	No		
Overall Rating					
Average Score	1	2	3	4	5
Asset Condition	Excellent	Good	Fair	Poor	Failing
Category	A	B	C	D	E
Remarks / Requirements					
• No remarks					
Data Collected By: Mr. Hamza		*Designation: Team Member*		*Sign & Date: 30 May 2023*	
Data Checked By: Mr. M. Fiaz		*Designation: Team Lead*		*Sign & Date: 30 May 2023*	

Integrated Development and Asset Management Plan (IDAMP)				
Municipal Committee Jhelum				
Form: IDAMP-A1	Tube Well Asset Condition Assessment			Asset Code: _____ Date: 11-05-2023_____
Asset Detail				**Pictures**
Name		Tube Well - 17		
Location	Latitude	32.974808		
	Longitude	73.693052		
Address		Darbar Peer Azmat wali Kala Gujran		
Area (Marla)		1		
Working Status		Functional	Non- Functional	
Installation Year of Tube Well		2008		
Installation Year of Pump		2008		
Capital Cost of Machinery				
Operational Hours		6		
Delivery Pipe	Dia	6		
	Material	MS		
Chlorinator		Yes	No	
Chlorination Schedule		Once in a Year	After 6 Months	No Schedule
Apron Around Pump House		Yes	No	
Hoisting Girder		Yes	No	
Civil Structure Condition		Good	Fair	Bad
Approach to Pump House		Good	Fair	Bad
Pump Details				
Pump Type		Turbine		
Pump Make		KSB		
Discharge Capacity (Cusec)		1		
Rotational Speed (RPM)		1470		
Housing Dia (inches)		12		
Bore Depth (ft.)		250		
Head (ft.)		200		
Impeller Installation Depth (ft.)		110		
Paint of Pumping Unit		Good		
Number of Valves	Gate Valve	1		
	Non-Returning Valve	1		
Base Plate		Yes	No	
Electro-Mechanical Equipment Details				
Transformer Capacity (kVA)		50		
Sanctioned Load (Kwh)		30		
Motor Power (HP)		40		
Motor Make		Siemens		
MCU		Yes	No	
Earthing of Motor		Yes	No	
Power Wiring		Yes	No	
Service Cable		Yes	No	
Earthing of MCU		Yes	No	
Energy Meter		Yes	No	
Water Meter		Yes	No	

Integrated Development and Asset Management Plan (IDAMP)					
Municipal Committee Jhelum					
Form: IDAMP-A1	**Tube Well Asset Condition Assessment**			**Asset Code: _____ Date: 11-05-2023_____**	
PFI Equipment		Yes	No		
Generator		Yes	No		
Change Over		Yes	No		
Overall Rating					
Average Score	1	2	3	4	5
Asset Condition	Excellent	Good	Fair	Poor	Failing
Category	A	B	C	D	E
Remarks / Requirements					
• No remarks					
Data Collected By: Mr. Hamza		*Designation: Team Member*		*Sign & Date: 30 May 2023*	
Data Checked By: Mr. M. Fiaz		*Designation: Team Lead*		*Sign & Date: 30 May 2023*	

Integrated Development and Asset Management Plan (IDAMP)				
Municipal Committee Jhelum				
Form: IDAMP-A1	Tube Well Asset Condition Assessment			Asset Code: _____ Date: 11-05-2023_____
Asset Detail				**Pictures**
Name		Tube Well - 18		
Location	Latitude	32.972457		
	Longitude	73.702454		
Address		Near Norani Masjid Kala Gojran		
Area (Marla)		1		
Working Status		Functional	Non-Functional	
Installation Year of Tube Well		2002		
Installation Year of Pump		2002		
Capital Cost of Machinery				
Operational Hours		6		
Delivery Pipe	Dia	6		
	Material	MS		
Chlorinator		Yes	No	
Chlorination Schedule		Once in a Year	After 6 Months	No Schedule
Apron Around Pump House		Yes	No	
Hoisting Girder		Yes	No	
Civil Structure Condition		Good	Fair	Bad
Approach to Pump House		Good	Fair	Bad
Pump Details				
Pump Type		Turbine		
Pump Make		KSB		
Discharge Capacity (Cusec)		1		
Rotational Speed (RPM)		1470		
Housing Dia (inches)		12		
Bore Depth (ft.)		250		
Head (ft.)		200		
Impeller Installation Depth (ft.)		110		
Paint of Pumping Unit		Good		
Number of Valves	Gate Valve	1		
	Non-Returning Valve	1		
Base Plate		Yes	No	
Electro-Mechanical Equipment Details				
Transformer Capacity (kVA)		50		
Sanctioned Load (Kwh)		30		
Motor Power (HP)		40		
Motor Make		Siemens		
MCU		Yes	No	
Earthing of Motor		Yes	No	
Power Wiring		Yes	No	
Service Cable		Yes	No	
Earthing of MCU		Yes	No	
Energy Meter		Yes	No	

Integrated Development and Asset Management Plan (IDAMP)					
Municipal Committee Jhelum					
Form: IDAMP-A1	**Tube Well Asset Condition Assessment**			**Asset Code: _____ Date: 11-05-2023_____**	
Water Meter		Yes	No		
PFI Equipment		Yes	No		
Generator		Yes	No		
Change Over		Yes	No		
Overall Rating					
Average Score	1	2	3	4	5
Asset Condition	Excellent	Good	Fair	Poor	Failing
Category	A	B	C	D	E
Remarks / Requirements					
• No remarks					
Data Collected By: Mr. Hamza		*Designation: Team Member*		*Sign & Date: 30 May 2023*	
Data Checked By: Mr. M. Fiaz		*Designation: Team Lead*		*Sign & Date: 30 May 2023*	

Integrated Development and Asset Management Plan (IDAMP)				
Municipal Committee Jhelum				
Form: IDAMP-A1	Tube Well Asset Condition Assessment			Asset Code: _____ Date: 11-05-2023_____
Asset Detail				**Pictures**
Name		Tube Well 19		
Location	Latitude	32.949547		
	Longitude	73.707903		
Address		Kashmir Colony		
Area (Marla)		1		
Working Status		Functional	Non-Functional	
Installation Year of Tube Well		1996		
Installation Year of Pump		1996		
Capital Cost of Machinery				
Operational Hours		6		
Delivery Pipe	Dia	6		
	Material	MS		
Chlorinator		Yes	No	
Chlorination Schedule		Once in a Year	After 6 Months	No Schedule
Apron Around Pump House		Yes	No	
Hoisting Girder		Yes	No	
Civil Structure Condition		Good	Fair	Bad
Approach to Pump House		Good	Fair	Bad
Pump Details				
Pump Type		Turbine		
Pump Make		KSB		
Discharge Capacity (Cusec)		1		
Rotational Speed (RPM)		1470		
Housing Dia (inches)		12		
Bore Depth (ft.)		250		
Head (ft.)		200		
Impeller Installation Depth (ft.)		110		
Paint of Pumping Unit		Fair		
Number of Valves	Gate Valve	1		
	Non-Returning Valve	1		
Base Plate		Yes	No	
Electro-Mechanical Equipment Details				
Transformer Capacity (kVA)		50		
Sanctioned Load (Kwh)		30		
Motor Power (HP)		40		
Motor Make		Siemens		
MCU		Yes	No	
Earthing of Motor		Yes	No	
Power Wiring		Yes	No	
Service Cable		Yes	No	
Earthing of MCU		Yes	No	
Energy Meter		Yes	No	

Integrated Development and Asset Management Plan (IDAMP)		
Municipal Committee Jhelum		
Form: IDAMP-A1	**Tube Well Asset Condition Assessment**	**Asset Code: _____ Date: 11-05-2023_____**

Water Meter	Yes	No
PFI Equipment	Yes	No
Generator	Yes	No
Change Over	Yes	No

Overall Rating					
Average Score	1	2	3	4	5
Asset Condition	Excellent	Good	Fair	Poor	Failing
Category	A	B	C	D	E

Remarks / Requirements

- Non-Functional due to motor

Data Collected By: Mr. Hamza	*Designation: Team Member*	*Sign & Date: 30 May 2023*
Data Checked By: Mr. M. Fiaz	*Designation: Team Lead*	*Sign & Date: 30 May 2023*

Integrated Development and Asset Management Plan (IDAMP)		
Municipal Committee Jhelum		
Form: IDAMP-A1	Tube Well Asset Condition Assessment	Asset Code: _____ Date: 11-05-2023_____

Asset Detail				
Name		Tube Well - 21		
Location	Latitude	32.953198		
	Longitude	73.742582		
Address		Bilal Town Near Post Office		
Area (Marla)		1		
Working Status		Functional	Non-Functional	
Installation Year of Tube Well		2008		
Installation Year of Pump		2008		
Capital Cost of Machinery				
Operational Hours		6		
Delivery Pipe	Dia	8		
	Material	MS		
Chlorinator		Yes	No	
Chlorination Schedule		Once in a Year	After 6 Months	No Schedule
Apron Around Pump House		Yes	No	
Hoisting Girder		Yes	No	
Civil Structure Condition		Good	Fair	Bad
Approach to Pump House		Good	Fair	Bad
Pump Details				
Pump Type		Turbine		
Pump Make		KSB		
Discharge Capacity (Cusec)		1		
Rotational Speed (RPM)		1470		
Housing Dia (inches)		12		
Bore Depth (ft.)		250		
Head (ft.)		200		
Impeller Installation Depth (ft.)		110		
Paint of Pumping Unit		Good		
Number of Valves	Gate Valve	1		
	Non-Returning Valve	1		
Base Plate		Yes	No	
Electro-Mechanical Equipment Details				
Transformer Capacity (kVA)		100		
Sanctioned Load (Kwh)		30		
Motor Power (HP)		40		
Motor Make		Siemens		
MCU		Yes	No	
Earthing of Motor		Yes	No	
Power Wiring		Yes	No	
Service Cable		Yes	No	
Earthing of MCU		Yes	No	
Energy Meter		Yes	No	

Pictures

Integrated Development and Asset Management Plan (IDAMP)					
Municipal Committee Jhelum					
Form: IDAMP-A1	**Tube Well Asset Condition Assessment**			**Asset Code: _____ Date: 11-05-2023_____**	
Water Meter		Yes	No		
PFI Equipment		Yes	No		
Generator		Yes	No		
Change Over		Yes	No		
Overall Rating					
Average Score	1	2	3	4	5
Asset Condition	Excellent	Good	Fair	Poor	Failing
Category	A	B	C	D	E
Remarks / Requirements					
• No remarks					
Data Collected By: Mr. Hamza		*Designation: Team Member*		*Sign & Date: 30 May 2023*	
Data Checked By: Mr. M. Fiaz		*Designation: Team Lead*		*Sign & Date: 30 May 2023*	

Integrated Development and Asset Management Plan (IDAMP)				
Municipal Committee Jhelum				
Form: IDAMP-A1	Tube Well Asset Condition Assessment			Asset Code: _____ Date: 11-05-2023_____
Asset Detail				**Pictures**
Name		Tube Well - 22		
Location	Latitude	32.940848		
	Longitude	73.742072		
Address		Sahil Colony, Jhelum		
Area (Marla)		1		
Working Status		Functional	Non-Functional	
Installation Year of Tube Well		2008		
Installation Year of Pump		2008		
Capital Cost of Machinery				
Operational Hours		6		
Delivery Pipe	Dia	8		
	Material	MS		
Chlorinator		Yes	No	
Chlorination Schedule		Once in a Year	After 6 Months	No Schedule
Apron Around Pump House		Yes	No	
Hoisting Girder		Yes	No	
Civil Structure Condition		Good	Fair	Bad
Approach to Pump House		Good	Fair	Bad
Pump Details				
Pump Type		Turbine		
Pump Make		KSB		
Discharge Capacity (Cusec)		1		
Rotational Speed (RPM)		1470		
Housing Dia (inches)		12		
Bore Depth (ft.)		250		
Head (ft.)		200		
Impeller Installation Depth (ft.)		110		
Paint of Pumping Unit		Good		
Number of Valves	Gate Valve	1		
	Non-Returning Valve	1		
Base Plate		Yes	No	
Electro-Mechanical Equipment Details				
Transformer Capacity (kVA)		50		
Sanctioned Load (Kwh)		30		
Motor Power (HP)		40		
Motor Make		Siemens		
MCU		Yes	No	
Earthing of Motor		Yes	No	
Power Wiring		Yes	No	
Service Cable		Yes	No	
Earthing of MCU		Yes	No	
Energy Meter		Yes	No	

Integrated Development and Asset Management Plan (IDAMP)					
Municipal Committee Jhelum					
Form: IDAMP-A1	**Tube Well Asset Condition Assessment**			**Asset Code: _____ Date: 11-05-2023_____**	
Water Meter		Yes	No		
PFI Equipment		Yes	No		
Generator		Yes	No		
Change Over		Yes	No		
Overall Rating					
Average Score	1	2	3	4	5
Asset Condition	Excellent	Good	Fair	Poor	Failing
Category	A	B	C	D	E
Remarks / Requirements					
• No remarks					
Data Collected By: Mr. Hamza		*Designation: Team Member*		*Sign & Date: 30 May 2023*	
Data Checked By: Mr. M. Fiaz		*Designation: Team Lead*		*Sign & Date: 30 May 2023*	

Integrated Development and Asset Management Plan (IDAMP)				
Municipal Committee Jhelum				
Form: IDAMP-A1	Tube Well Asset Condition Assessment			Asset Code: _____ Date: 11-05-2023_____
Asset Detail				**Pictures**
Name		Tube Well - 23		
Location	Latitude	32.943247		
	Longitude	73.742213		
Address		Hafiz CNG Bilal Town		
Area (Marla)		1		
Working Status		Functional	Non-Functional	
Installation Year of Tube Well		2008		
Installation Year of Pump		2008		
Capital Cost of Machinery				
Operational Hours		6		
Delivery Pipe	Dia	8		
	Material	MS		
Chlorinator		Yes	No	
Chlorination Schedule		Once in a Year	After 6 Months	No Schedule
Apron Around Pump House		Yes	No	
Hoisting Girder		Yes	No	
Civil Structure Condition		Good	Fair	Bad
Approach to Pump House		Good	Fair	Bad
Pump Details				
Pump Type		Turbine		
Pump Make		KSB		
Discharge Capacity (Cusec)		1		
Rotational Speed (RPM)		1470		
Housing Dia (inches)		12		
Bore Depth (ft.)		250		
Head (ft.)		200		
Impeller Installation Depth (ft.)		110		
Paint of Pumping Unit		Fair		
Number of Valves	Gate Valve	1		
	Non-Returning Valve	1		
Base Plate		Yes	No	
Electro-Mechanical Equipment Details				
Transformer Capacity (kVA)		50		
Sanctioned Load (Kwh)		33		
Motor Power (HP)		40		
Motor Make		Siemens		
MCU		Yes	No	
Earthing of Motor		Yes	No	
Power Wiring		Yes	No	
Service Cable		Yes	No	
Earthing of MCU		Yes	No	
Energy Meter		Yes	No	



Integrated Development and Asset Management Plan (IDAMP)					
Municipal Committee Jhelum					
Form: IDAMP-A1	**Tube Well Asset Condition Assessment**			**Asset Code: _____ Date: 11-05-2023_____**	
Water Meter		Yes	No		
PFI Equipment		Yes	No		
Generator		Yes	No		
Change Over		Yes	No		
Overall Rating					
Average Score	1	2	3	4	5
Asset Condition	Excellent	Good	Fair	Poor	Failing
Category	A	B	C	D	E
Remarks / Requirements					
• No remarks					
Data Collected By: Mr. Hamza		*Designation: Team Member*		*Sign & Date: 30 May 2023*	
Data Checked By: Mr. M. Fiaz		*Designation: Team Lead*		*Sign & Date: 30 May 2023*	

Integrated Development and Asset Management Plan (IDAMP)				
Municipal Committee Jhelum				
Form: IDAMP-A1	Tube Well Asset Condition Assessment			Asset Code: _____ Date: 11-05-2023_____
Asset Detail				**Pictures**
Name		Tube Well - 24		
Location	Latitude	32.933023		
	Longitude	73.729012		
Address		Jamia Asria M.M # 01		
Area (Marla)		1		
Working Status		Functional	Non-Functional	
Installation Year of Tube Well		2008		
Installation Year of Pump		2008		
Capital Cost of Machinery				
Operational Hours		6		
Delivery Pipe	Dia	6		
	Material	MS		
Chlorinator		Yes	No	
Chlorination Schedule		Once in a Year	After 6 Months	No Schedule
Apron Around Pump House		Yes	No	
Hoisting Girder		Yes	No	
Civil Structure Condition		Good	Fair	Bad
Approach to Pump House		Good	Fair	Bad
Pump Details				
Pump Type		Turbine		
Pump Make		KSB		
Discharge Capacity (Cusec)		1		
Rotational Speed (RPM)		1470		
Housing Dia (inches)		12		
Bore Depth (ft.)		250		
Head (ft.)		200		
Impeller Installation Depth (ft.)		110		
Paint of Pumping Unit		Fair		
Number of Valves	Gate Valve	1		
	Non-Returning Valve	1		
Base Plate		Yes	No	
Electro-Mechanical Equipment Details				
Transformer Capacity (kVA)		50		
Sanctioned Load (Kwh)		33		
Motor Power (HP)		40		
Motor Make		Siemens		
MCU		Yes	No	
Earthing of Motor		Yes	No	
Power Wiring		Yes	No	
Service Cable		Yes	No	
Earthing of MCU		Yes	No	
Energy Meter		Yes	No	



Integrated Development and Asset Management Plan (IDAMP)					
Municipal Committee Jhelum					
Form: IDAMP-A1	**Tube Well Asset Condition Assessment**			**Asset Code: _____ Date: 11-05-2023_____**	
Water Meter		Yes	No		
PFI Equipment		Yes	No		
Generator		Yes	No		
Change Over		Yes	No		
Overall Rating					
Average Score	1	2	3	4	5
Asset Condition	Excellent	Good	Fair	Poor	Failing
Category	A	B	C	D	E
Remarks / Requirements					
• No remarks					
Data Collected By: Mr. Hamza		*Designation: Team Member*		*Sign & Date: 30 May 2023*	
Data Checked By: Mr. M. Fiaz		*Designation: Team Lead*		*Sign & Date: 30 May 2023*	

Integrated Development and Asset Management Plan (IDAMP)		
Municipal Committee Jhelum		
Form: IDAMP-A1	Tube Well Asset Condition Assessment	Asset Code: _____ Date: 11-05-2023_____

Asset Detail				
Name		Tube Well - 25		
Location	Latitude	32.925794		
	Longitude	73.728875		
Address		Shadab Road Near Ch. Saeed Pump		
Area (Marla)		1		
Working Status		Functional	Non- Functional	
Installation Year of Tube Well		2008		
Installation Year of Pump		2008		
Capital Cost of Machinery				
Operational Hours		6		
Delivery Pipe	Dia	6		
	Material			
Chlorinator		Yes	No	
Chlorination Schedule		Once in a Year	After 6 Months	No Schedule
Apron Around Pump House		Yes	No	
Hoisting Girder		Yes	No	
Civil Structure Condition		Good	Fair	Bad
Approach to Pump House		Good	Fair	Bad
Pump Details				
Pump Type		Turbine		
Pump Make		KSB		
Discharge Capacity (Cusec)		1		
Rotational Speed (RPM)		1470		
Housing Dia (inches)		12		
Bore Depth (ft.)		250		
Head (ft.)		200		
Impeller Installation Depth (ft.)		110		
Paint of Pumping Unit		Good		
Number of Valves	Gate Valve	1		
	Non-Returning Valve	1		
Base Plate		Yes	No	
Electro-Mechanical Equipment Details				
Transformer Capacity (kVA)		50		
Sanctioned Load (Kwh)		30		
Motor Power (HP)		40		
Motor Make		Siemens		
MCU		Yes	No	
Earthing of Motor		Yes	No	
Power Wiring		Yes	No	
Service Cable		Yes	No	
Earthing of MCU		Yes	No	
Energy Meter		Yes	No	
Water Meter		Yes	No	

Pictures

Integrated Development and Asset Management Plan (IDAMP)					
Municipal Committee Jhelum					
Form: IDAMP-A1	**Tube Well Asset Condition Assessment**			**Asset Code: _____ Date: 11-05-2023_____**	
PFI Equipment		Yes	No		
Generator		Yes	No		
Change Over		Yes	No		
Overall Rating					
Average Score	1	2	3	4	5
Asset Condition	Excellent	Good	Fair	Poor	Failing
Category	A	B	C	D	E
Remarks / Requirements					
• No remarks					
Data Collected By: Mr. Hamza		*Designation: Team Member*		*Sign & Date: 30 May 2023*	
Data Checked By: Mr. M. Fiaz		*Designation: Team Lead*		*Sign & Date: 30 May 2023*	

Integrated Development and Asset Management Plan (IDAMP)				
Municipal Committee Jhelum				
Form: IDAMP-A1	Tube Well Asset Condition Assessment			Asset Code: _____ Date: 11-05-2023_____
Asset Detail				**Pictures**
Name		Tube Well - 26		
Location	Latitude	32.940511		
	Longitude	73.728647		
Address		Opposite Ramzan Bazar M.M #02		
Area (Marla)		1		
Working Status		Functional	Non- Functional	
Installation Year of Tube Well		2008		
Installation Year of Pump		2008		
Capital Cost of Machinery				
Operational Hours		6		
Delivery Pipe	Dia	6		
	Material	MS		
Chlorinator		Yes	No	
Chlorination Schedule		Once in a Year	After 6 Months	No Schedule
Apron Around Pump House		Yes	No	
Hoisting Girder		Yes	No	
Civil Structure Condition		Good	Fair	Bad
Approach to Pump House		Good	Fair	Bad
Pump Details				
Pump Type		Turbine		
Pump Make		KSB		
Discharge Capacity (Cusec)		1		
Rotational Speed (RPM)		1470		
Housing Dia (inches)		12		
Bore Depth (ft.)		250		
Head (ft.)		200		
Impeller Installation Depth (ft.)		110		
Paint of Pumping Unit		Fair		
Number of Valves	Gate Valve	1		
	Non-Returning Valve	1		
Base Plate		Yes	No	
Electro-Mechanical Equipment Details				
Transformer Capacity (kVA)		50		
Sanctioned Load (Kwh)		30		
Motor Power (HP)		40		
Motor Make		Siemens		
MCU		Yes	No	
Earthing of Motor		Yes	No	
Power Wiring		Yes	No	
Service Cable		Yes	No	
Earthing of MCU		Yes	No	
Energy Meter		Yes	No	
Water Meter		Yes	No	

Integrated Development and Asset Management Plan (IDAMP)					
Municipal Committee Jhelum					
Form: IDAMP-A1	**Tube Well Asset Condition Assessment**			**Asset Code: _____ Date: 11-05-2023_____**	
PFI Equipment		Yes	No		
Generator		Yes	No		
Change Over		Yes	No		
Overall Rating					
Average Score	1	2	3	4	5
Asset Condition	Excellent	Good	Fair	Poor	Failing
Category	A	B	C	D	E
Remarks / Requirements					
• No remarks					
Data Collected By: Mr. Hamza		*Designation: Team Member*		*Sign & Date: 30 May 2023*	
Data Checked By: Mr. M. Fiaz		*Designation: Team Lead*		*Sign & Date: 30 May 2023*	

Integrated Development and Asset Management Plan (IDAMP)		
Municipal Committee Jhelum		
Form: IDAMP-A1	Tube Well Asset Condition Assessment	Asset Code: _____ Date: 11-05-2023_____

Asset Detail				
Name		Tube Well - 27		
Location	Latitude	32.927428		
	Longitude	73.734575		
Address		Jubile Ghat Bagh Mohalla		
Area (Marla)		1		
Working Status		Abandoned		
Installation Year of Tube Well		2008		
Installation Year of Pump		2008		
Capital Cost of Machinery				
Operational Hours				
Delivery Pipe	Dia			
	Material			
Chlorinator		Yes	No	
Chlorination Schedule		Once in a Year	After 6 Months	No Schedule
Apron Around Pump House		Yes	No	
Hoisting Girder		Yes	No	
Civil Structure Condition		Good	Fair	Bad
Approach to Pump House		Good	Fair	Bad
Pump Details				
Pump Type				
Pump Make				
Discharge Capacity (Cusec)				
Rotational Speed (RPM)				
Housing Dia (inches)				
Bore Depth (ft.)				
Head (ft.)				
Impeller Installation Depth (ft.)				
Paint of Pumping Unit				
Number of Valves	Gate Valve			
	Non-Returning Valve			
Base Plate		Yes	No	
Electro-Mechanical Equipment Details				
Transformer Capacity (kVA)		50		
Sanctioned Load (Kwh)		30		
Motor Power (HP)				
Motor Make				
MCU		Yes	No	
Earthing of Motor		Yes	No	
Power Wiring		Yes	No	
Service Cable		Yes	No	
Earthing of MCU		Yes	No	
Energy Meter		Yes	No	
Water Meter		Yes	No	

Pictures



Integrated Development and Asset Management Plan (IDAMP)					
Municipal Committee Jhelum					
Form: IDAMP-A1	**Tube Well Asset Condition Assessment**			**Asset Code: _____ Date: 11-05-2023_____**	
PFI Equipment		Yes	No		
Generator		Yes	No		
Change Over		Yes	No		
Overall Rating					
Average Score	1	2	3	4	5
Asset Condition	Excellent	Good	Fair	Poor	Failing
Category	A	B	C	D	E
Remarks / Requirements					
• Non-Functional due to building					
Data Collected By: Mr. Hamza		*Designation: Team Member*		*Sign & Date: 30 May 2023*	
Data Checked By: Mr. M. Fiaz		*Designation: Team Lead*		*Sign & Date: 30 May 2023*	

Integrated Development and Asset Management Plan (IDAMP)				
Municipal Committee Jhelum				
Form: IDAMP-A1	Tube Well Asset Condition Assessment			Asset Code: _____ Date: 11-05-2023_____
Asset Detail				**Pictures**
Name		Tube Well – 30		
Location	Latitude	32.943251		
	Longitude	73.720225		
Address		Mandi More Opp. Govt.H.S Boys		
Area (Marla)		1		
Working Status		Functional	Non- Functional	
Installation Year of Tube Well		2009		
Installation Year of Pump		2009		
Capital Cost of Machinery				
Operational Hours		6		
Delivery Pipe	Dia	8		
	Material	MS		
Chlorinator		Yes	No	
Chlorination Schedule		Once in a Year	After 6 Months	No Schedule
Apron Around Pump House		Yes	No	
Hoisting Girder		Yes	No	
Civil Structure Condition		Good	Fair	Bad
Approach to Pump House		Good	Fair	Bad
Pump Details				
Pump Type		Turbine		
Pump Make		KSB		
Discharge Capacity (Cusec)		1		
Rotational Speed (RPM)		1470		
Housing Dia (inches)		12		
Bore Depth (ft.)		250		
Head (ft.)		200		
Impeller Installation Depth (ft.)		110		
Paint of Pumping Unit		Good		
Number of Valves	Gate Valve	1		
	Non-Returning Valve	1		
Base Plate		Yes	No	
Electro-Mechanical Equipment Details				
Transformer Capacity (kVA)		50		
Sanctioned Load (Kwh)		30		
Motor Power (HP)		40		
Motor Make		Siemens		
MCU		Yes	No	
Earthing of Motor		Yes	No	
Power Wiring		Yes	No	
Service Cable		Yes	No	
Earthing of MCU		Yes	No	
Energy Meter		Yes	No	
Water Meter		Yes	No	

Integrated Development and Asset Management Plan (IDAMP)					
Municipal Committee Jhelum					
Form: IDAMP-A1	**Tube Well Asset Condition Assessment**			**Asset Code: _____ Date: 11-05-2023_____**	
PFI Equipment		Yes	No		
Generator		Yes	No		
Change Over		Yes	No		
Overall Rating					
Average Score	1	2	3	4	5
Asset Condition	Excellent	Good	Fair	Poor	Failing
Category	A	B	C	D	E
Remarks / Requirements					
• No remarks					
Data Collected By: Mr. Hamza		*Designation: Team Member*		*Sign & Date: 30 May 2023*	
Data Checked By: Mr. M. Fiaz		*Designation: Team Lead*		*Sign & Date: 30 May 2023*	

Integrated Development and Asset Management Plan (IDAMP)		
Municipal Committee Jhelum		
Form: IDAMP-A1	Tube Well Asset Condition Assessment	Asset Code: _____ Date: 11-05-2023_____

Asset Detail				
Name		Tube Well – 31		
Location	Latitude	32.9517		
	Longitude	73.7276		
Address		Karim Pura Road		
Area (Marla)		1		
Working Status		Functional	Non-Functional	
Installation Year of Tube Well		2008		
Installation Year of Pump		2008		
Capital Cost of Machinery				
Operational Hours		6		
Delivery Pipe	Dia	6		
	Material	MS		
Chlorinator		Yes	No	
Chlorination Schedule		Once in a Year	After 6 Months	No Schedule
Apron Around Pump House		Yes	No	
Hoisting Girder		Yes	No	
Civil Structure Condition		Good	Fair	Bad
Approach to Pump House		Good	Fair	Bad
Pump Details				
Pump Type		Turbine		
Pump Make		KSB		
Discharge Capacity (Cusec)		1		
Rotational Speed (RPM)		1470		
Housing Dia (inches)		12		
Bore Depth (ft.)		250		
Head (ft.)		200		
Impeller Installation Depth (ft.)		110		
Paint of Pumping Unit		Good		
Number of Valves	Gate Valve	1		
	Non-Returning Valve	1		
Base Plate		Yes	No	
Electro-Mechanical Equipment Details				
Transformer Capacity (kVA)		50		
Sanctioned Load (Kwh)		33		
Motor Power (HP)		40		
Motor Make		Siemens		
MCU		Yes	No	
Earthing of Motor		Yes	No	
Power Wiring		Yes	No	
Service Cable		Yes	No	
Earthing of MCU		Yes	No	
Energy Meter		Yes	No	

Pictures

Integrated Development and Asset Management Plan (IDAMP)		
Municipal Committee Jhelum		
Form: IDAMP-A1	**Tube Well Asset Condition Assessment**	**Asset Code: _____ Date: 11-05-2023_____**

Water Meter	Yes	No
PFI Equipment	Yes	No
Generator	Yes	No
Change Over	Yes	No

Overall Rating					
Average Score	1	2	3	4	5
Asset Condition	Excellent	Good	Fair	Poor	Failing
Category	A	B	C	D	E

Remarks / Requirements

- No remarks

Data Collected By: Mr. Hamza	*Designation: Team Member*	*Sign & Date: 30 May 2023*
Data Checked By: Mr. M. Fiaz	*Designation: Team Lead*	*Sign & Date: 30 May 2023*

Integrated Development and Asset Management Plan (IDAMP)				
Municipal Committee Jhelum				
Form: IDAMP-A1	Tube Well Asset Condition Assessment			Asset Code: _____ Date: 11-05-2023_____
Asset Detail				**Pictures**
Name		Tube Well - 32		
Location	Latitude	32.943237		
	Longitude	73.731888		
Address		Near Al-Arif Model School		
Area (Marla)		1		
Working Status		Functional	Non-Functional	
Installation Year of Tube Well		2008		
Installation Year of Pump		2008		
Capital Cost of Machinery				
Operational Hours		6		
Delivery Pipe	Dia	8		
	Material	MS		
Chlorinator		Yes	No	
Chlorination Schedule		Once in a Year	After 6 Months	No Schedule
Apron Around Pump House		Yes	No	
Hoisting Girder		Yes	No	
Civil Structure Condition		Good	Fair	Bad
Approach to Pump House		Good	Fair	Bad
Pump Details				
Pump Type		Turbine		
Pump Make		KSB		
Discharge Capacity (Cusec)		1		
Rotational Speed (RPM)		1470		
Housing Dia (inches)		12		
f		250		
Head (ft.)		200		
Impeller Installation Depth (ft.)		110		
Paint of Pumping Unit		Fair		
Number of Valves	Gate Valve	1		
	Non-Returning Valve	1		
Base Plate		Yes	No	
Electro-Mechanical Equipment Details				
Transformer Capacity (kVA)		50		
Sanctioned Load (Kwh)		30		
Motor Power (HP)		40		
Motor Make		Siemens		
MCU		Yes	No	
Earthing of Motor		Yes	No	
Power Wiring		Yes	No	
Service Cable		Yes	No	
Earthing of MCU		Yes	No	
Energy Meter		Yes	No	

Integrated Development and Asset Management Plan (IDAMP)					
Municipal Committee Jhelum					
Form: IDAMP-A1	**Tube Well Asset Condition Assessment**			**Asset Code: _____ Date: 11-05-2023_____**	
Water Meter		Yes	No		
PFI Equipment		Yes	No		
Generator		Yes	No		
Change Over		Yes	No		
Overall Rating					
Average Score	1	2	3	4	5
Asset Condition	Excellent	Good	Fair	Poor	Failing
Category	A	B	C	D	E
Remarks / Requirements					
• No remarks					
Data Collected By: Mr. Hamza		*Designation: Team Member*		*Sign & Date: 30 May 2023*	
Data Checked By: Mr. M. Fiaz		*Designation: Team Lead*		*Sign & Date: 30 May 2023*	

Integrated Development and Asset Management Plan (IDAMP)			
Municipal Committee Jhelum			
Form: IDAMP-A1	Tube Well Asset Condition Assessment		Asset Code: _____ Date: 11-05-2023_____
Asset Detail			
Name		Tube Well - 33	
Location	Latitude	32.943824	
	Longitude	73.717257	
Address		Near Passport Office Mujahidabad	
Area (Marla)		1	
Working Status		Functional	Non- Functional
Installation Year of Tube Well		2009	
Installation Year of Pump		2009	
Capital Cost of Machinery			
Operational Hours		0	
Delivery Pipe	Dia	8	
	Material	MS	
Chlorinator		Yes	No
Chlorination Schedule		Once in a Year	After 6 Months / No Schedule
Apron Around Pump House		Yes	No
Hoisting Girder		Yes	No
Civil Structure Condition		Good	Fair / Bad
Approach to Pump House		Good	Fair / Bad
Pump Details			
Pump Type		Turbine	
Pump Make		KSB	
Discharge Capacity (Cusec)		1	
Rotational Speed (RPM)		1470	
Housing Dia (inches)		12	
Bore Depth (ft.)		250	
Head (ft.)		200	
Impeller Installation Depth (ft.)		110	
Paint of Pumping Unit		Fair	
Number of Valves	Gate Valve		
	Non-Returning Valve		
Base Plate		Yes	No
Electro-Mechanical Equipment Details			
Transformer Capacity (kVA)		50	
Sanctioned Load (Kwh)		30	
Motor Power (HP)		No Motor	
Motor Make		Not-Available	
MCU		Yes	No
Earthing of Motor		Yes	No
Power Wiring		Yes	No
Service Cable		Yes	No
Earthing of MCU		Yes	No
Energy Meter		Yes	No

Pictures

Integrated Development and Asset Management Plan (IDAMP)		
Municipal Committee Jhelum		
Form: IDAMP-A1	**Tube Well Asset Condition Assessment**	**Asset Code: _____ Date: 11-05-2023_____**

Water Meter	Yes	No
PFI Equipment	Yes	No
Generator	Yes	No
Change Over	Yes	No

Overall Rating					
Average Score	1	2	3	4	5
Asset Condition	Excellent	Good	Fair	Poor	Failing
Category	A	B	C	D	E

Remarks / Requirements

- It is non functional for three months because motor was sent for repairs.

Data Collected By: Mr. Hamza	*Designation: Team Member*	*Sign & Date: 30 May 2023*
Data Checked By: Mr. M. Fiaz	*Designation: Team Lead*	*Sign & Date: 30 May 2023*

Integrated Development and Asset Management Plan (IDAMP)				
Municipal Committee Jhelum				
Form: IDAMP-A1	Tube Well Asset Condition Assessment			Asset Code: _____ Date: 11-05-2023_____
Asset Detail				**Pictures**
Name		Tube Well - 34		
Location	Latitude	32.974619		
	Longitude	73.693787		
Address		Ehsan Road Kala Gujran		
Area (Marla)		1		
Working Status		Functional	Non-Functional	
Installation Year of Tube Well		2008		
Installation Year of Pump		2008		
Capital Cost of Mory				
Operational Hours		6		
Delivery Pipe	Dia	6		
	Material	MS		
Chlorinator		Yes	No	
Chlorination Schedule		Once in a Year	After 6 Months	No Schedule
Apron Around Pump House		Yes	No	
Hoisting Girder		Yes	No	
Civil Structure Condition		Good	Fair	Bad
Approach to Pump House		Good	Fair	Bad
Pump Details				
Pump Type		Turbine		
Pump Make		KSB		
Discharge Capacity (Cusec)		1		
Rotational Speed (RPM)		1470		
Housing Dia (inches)		12		
Bore Depth (ft.)		250		
Head (ft.)		200		
Impeller Installation Depth (ft.)		110		
Paint of Pumping Unit		Good		
Number of Valves	Gate Valve	1		
	Non-Returning Valve	1		
Base Plate		Yes	No	
Electro-Mechanical Equipment Details				
Transformer Capacity (kVA)		50		
Sanctioned Load (Kwh)		33		
Motor Power (HP)		40		
Motor Make		Siemens		
MCU		Yes	No	
Earthing of Motor		Yes	No	
Power Wiring		Yes	No	
Service Cable		Yes	No	
Earthing of MCU		Yes	No	
Energy Meter		Yes	No	



Integrated Development and Asset Management Plan (IDAMP)					
Municipal Committee Jhelum					
Form: IDAMP-A1	**Tube Well Asset Condition Assessment**			**Asset Code: _____ Date: 11-05-2023_____**	
Water Meter		Yes	No		
PFI Equipment		Yes	No		
Generator		Yes	No		
Change Over		Yes	No		
Overall Rating					
Average Score	1	2	3	4	5
Asset Condition	Excellent	Good	Fair	Poor	Failing
Category	A	B	C	D	E
Remarks / Requirements					
• No remarks					
Data Collected By: Mr. Hamza		*Designation: Team Member*		*Sign & Date: 30 May 2023*	
Data Checked By: Mr. M. Fiaz		*Designation: Team Lead*		*Sign & Date: 30 May 2023*	

Integrated Development and Asset Management Plan (IDAMP)		
Municipal Committee Jhelum		
Form: IDAMP-A1	Tube Well Asset Condition Assessment	Asset Code: _____ Date: 11-05-2023_____

Asset Detail				
Name		Tube Well - 35		
Location	Latitude	32.981559		
	Longitude	73.701671		
Address		Chak Braham Road Kala Gujran		
Area (Marla)		1		
Working Status		Functional	Non-Functional	
Installation Year of Tube Well		2008		
Installation Year of Pump		2008		
Capital Cost of Machinery				
Operational Hours		6		
Delivery Pipe	Dia	6		
	Material	MS		
Chlorinator		Yes	No	
Chlorination Schedule		Once in a Year	After 6 Months	No Schedule
Apron Around Pump House		Yes	No	
Hoisting Girder		Yes	No	
Civil Structure Condition		Good	Fair	Bad
Approach to Pump House		Good	Fair	Bad
Pump Details				
Pump Type		Turbine		
Pump Make		KSB		
Discharge Capacity (Cusec)		1		
Rotational Speed (RPM)		1470		
Housing Dia (inches)		12		
Bore Depth (ft.)		250		
Head (ft.)		200		
Impeller Installation Depth (ft.)		110		
Paint of Pumping Unit		Good		
Number of Valves	Gate Valve	1		
	Non-Returning Valve	1		
Base Plate		Yes	No	
Electro-Mechanical Equipment Details				
Transformer Capacity (kVA)		50		
Sanctioned Load (Kwh)		30		
Motor Power (HP)		40		
Motor Make		Siemens		
MCU		Yes	No	
Earthing of Motor		Yes	No	
Power Wiring		Yes	No	
Service Cable		Yes	No	
Earthing of MCU		Yes	No	
Energy Meter		Yes	No	

Pictures





Integrated Development and Asset Management Plan (IDAMP)		
Municipal Committee Jhelum		
Form: **IDAMP-A1**	**Tube Well** **Asset Condition Assessment**	**Asset Code: _____** **Date: 11-05-2023_____**

Water Meter	Yes	No
PFI Equipment	Yes	No
Generator	Yes	No
Change Over	Yes	No

Overall Rating					
Average Score	1	2	3	4	5
Asset Condition	Excellent	Good	Fair	Poor	Failing
Category	A	B	C	D	E

Remarks / Requirements

- No remarks

Data Collected By: Mr. Hamza	*Designation: Team Member*	M Shah Hamza *Sign & Date: 30 May 2023*
Data Checked By: Mr. M. Fiaz	*Designation: Team Lead*	 *Sign & Date: 30 May 2023*

Integrated Development and Asset Management Plan (IDAMP)				
Municipal Committee Jhelum				
Form: IDAMP-A1	Tube Well Asset Condition Assessment			Asset Code: _____ Date: 11-05-2023_____
Asset Detail				**Pictures**
Name		Tube Well – 36		
Location	**Latitude**	32.972784		
	Longitude	73.701003		
Address		Al-Miraj Floor Mills Kala Gujran		
Area (Marla)		1		
Working Status		Functional	Non-Functional	
Installation Year of Tube Well		2008		
Installation Year of Pump		2008		
Capital Cost of Machinery				
Operational Hours		0		
Delivery Pipe	**Dia**	8		
	Material	MS		
Chlorinator		Yes	No	
Chlorination Schedule		Once in a Year	After 6 Months	No Schedule
Apron Around Pump House		Yes	No	
Hoisting Girder		Yes	No	
Civil Structure Condition		Good	Fair	Bad
Approach to Pump House		Good	Fair	Bad
Pump Details				
Pump Type		Turbine		
Pump Make		KSB		
Discharge Capacity (Cusec)		1		
Rotational Speed (RPM)		1470		
Housing Dia (inches)		12		
Bore Depth (ft.)		250		
Head (ft.)		200		
Impeller Installation Depth (ft.)		110		
Paint of Pumping Unit		Fair		
Number of Valves	**Gate Valve**	1		
	Non-Returning Valve	1		
Base Plate		Yes	No	
Electro-Mechanical Equipment Details				
Transformer Capacity (kVA)		50		
Sanctioned Load (Kwh)		30		
Motor Power (HP)		40		
Motor Make		Siemens		
MCU		Yes	No	
Earthing of Motor		Yes	No	
Power Wiring		Yes	No	
Service Cable		Yes	No	
Earthing of MCU		Yes	No	
Energy Meter		Yes	No	

Integrated Development and Asset Management Plan (IDAMP)					
Municipal Committee Jhelum					
Form: IDAMP-A1	**Tube Well Asset Condition Assessment**			**Asset Code: _____ Date: 11-05-2023_____**	
Water Meter		Yes	No		
PFI Equipment		Yes	No		
Generator		Yes	No		
Change Over		Yes	No		
Overall Rating					
Average Score	1	2	3	4	5
Asset Condition	Excellent	Good	Fair	Poor	Failing
Category	A	B	C	D	E
Remarks / Requirements					
• Non-Functional because bore is choked.					
Data Collected By: Mr. Hamza		*Designation: Team Member*		*Sign & Date: 30 May 2023*	
Data Checked By: Mr. M. Fiaz		*Designation: Team Lead*		*Sign & Date: 30 May 2023*	

Integrated Development and Asset Management Plan (IDAMP)				
Municipal Committee Jhelum				
Form: IDAMP-A1	Tube Well Asset Condition Assessment			Asset Code: _____ Date: 11-05-2023_____
Asset Detail				**Pictures**
Name		Tube Well - 37		
Location	Latitude	33.037269		
	Longitude	73.611007		
Address		Kashmir Colony New		
Area (Marla)		1		
Working Status		Functional	Non-Functional	
Installation Year of Tube Well		2020		
Installation Year of Pump		2020		
Capital Cost of Machinery				
Operational Hours		6		
Delivery Pipe	Dia	6		
	Material	MS		
Chlorinator		Yes	No	
Chlorination Schedule		Once in a Year	After 6 Months	No Schedule
Apron Around Pump House		Yes	No	
Hoisting Girder		Yes	No	
Civil Structure Condition		Good	Fair	Bad
Approach to Pump House		Good	Fair	Bad
Pump Details				
Pump Type		Turbine		
Pump Make		KSB		
Discharge Capacity (Cusec)		1		
Rotational Speed (RPM)		1470		
Housing Dia (inches)		12		
Bore Depth (ft.)		250		
Head (ft.)		200		
Impeller Installation Depth (ft.)		110		
Paint of Pumping Unit		Good		
Number of Valves	Gate Valve	1		
	Non-Returning Valve	1		
Base Plate		Yes	No	
Electro-Mechanical Equipment Details				
Transformer Capacity (kVA)		50		
Sanctioned Load (Kwh)		30		
Motor Power (HP)		40		
Motor Make		Siemens		
MCU		Yes	No	
Earthing of Motor		Yes	No	
Power Wiring		Yes	No	
Service Cable		Yes	No	
Earthing of MCU		Yes	No	
Energy Meter		Yes	No	

Integrated Development and Asset Management Plan (IDAMP)					
Municipal Committee Jhelum					
Form: IDAMP-A1	**Tube Well Asset Condition Assessment**			**Asset Code: _____ Date: 11-05-2023_____**	
Water Meter		Yes	No		
PFI Equipment		Yes	No		
Generator		Yes	No		
Change Over		Yes	No		
Overall Rating					
Average Score	1	2	3	4	5
Asset Condition	Excellent	Good	Fair	Poor	Failing
Category	A	B	C	D	E
Remarks / Requirements					
• No remarks					
Data Collected By: Mr. Hamza		*Designation: Team Member*		*Sign & Date: 30 May 2023*	
Data Checked By: Mr. M. Fiaz		*Designation: Team Lead*		*Sign & Date: 30 May 2023*	

Integrated Development and Asset Management Plan (IDAMP)				
Municipal Committee Jhelum				
Form: IDAMP-A1	Tube Well Asset Condition Assessment			Asset Code: _____ Date: 11-05-2023_____
Asset Detail				**Pictures**
Name		Tube Well - 38		
Location	Latitude	32.928177		
	Longitude	73.733973		
Address		Bagh Mohalla Kundan Ghat New		
Area (Marla)		1		
Working Status		Functional	Non- Functional	
Installation Year of Tube Well		2021		
Installation Year of Pump		2021		
Capital Cost of Machinery				
Operational Hours		7		
Delivery Pipe	Dia	6		
	Material	MS		
Chlorinator		Yes	No	
Chlorination Schedule		Once in a Year	After 6 Months	No Schedule
Apron Around Pump House		Yes	No	
Hoisting Girder		Yes	No	
Civil Structure Condition		Good	Fair	Bad
Approach to Pump House		Good	Fair	Bad
Pump Details				
Pump Type		Turbine		
Pump Make		KSB		
Discharge Capacity (Cusec)		1		
Rotational Speed (RPM)		1470		
Housing Dia (inches)		12		
Bore Depth (ft.)		250		
Head (ft.)		200		
Impeller Installation Depth (ft.)		110		
Paint of Pumping Unit		Good		
Number of Valves	Gate Valve	1		
	Non-Returning Valve	1		
Base Plate		Yes	No	
Electro-Mechanical Equipment Details				
Transformer Capacity (kVA)		50		
Sanctioned Load (Kwh)		30		
Motor Power (HP)		40		
Motor Make		Siemens		
MCU		Yes	No	
Earthing of Motor		Yes	No	
Power Wiring		Yes	No	
Service Cable		Yes	No	
Earthing of MCU		Yes	No	
Energy Meter		Yes	No	
Water Meter		Yes	No	

Integrated Development and Asset Management Plan (IDAMP)					
Municipal Committee Jhelum					
Form: IDAMP-A1	**Tube Well Asset Condition Assessment**			**Asset Code: _____ Date: 11-05-2023_____**	
PFI Equipment		Yes	No		
Generator		Yes	No		
Change Over		Yes	No		
Overall Rating					
Average Score	1	2	3	4	5
Asset Condition	Excellent	Good	Fair	Poor	Failing
Category	A	B	C	D	E
Remarks / Requirements					
• No remarks					
Data Collected By: Mr. Hamza		*Designation: Team Member*		*Sign & Date: 30 May 2023*	
Data Checked By: Mr. M. Fiaz		*Designation: Team Lead*		*Sign & Date: 30 May 2023*	

B. OHR

Sr #	Name	Age (Years)	Condition	Capacity	Status	Book Value (PKR Million)
1	Near Post Office	54	Poor	100,000	Functional	0
2	Near Nazim Office	15	Fair	50,000	Functional	2.85
3	Slaughter House	15	Fair	100,000	Functional	2.375
4	Kashmir Colony	27	Fair	50,000	Functional	0.76
5	Bilal Town near Post Office	15	Fair	100,000	Functional	2.375
6	Mujahidabad	13	Fair	100,000	Functional	2.755

Integrated Development And Asset Management Plan (IDAMP)					
Municipal Committee Jhelum					
Form: IDAMP-A2	**Over Head Reservoir Asset Condition Assessment**				**Asset Code: _____ Date: 11-05-2023_____**
Name		Overhead Reservoir - 1			**Pictures**
Location	**Latitude**	32°55'32.12"N			
	Longitude	73°43'51.18"E			
Address		Near Post Office			
Year of Construction		1969			
Capacity (UK Gallons)		100,000			
Cleaning Frequency (Per Year)		2			
Type of Structure		RCC			
Structure Condition		Good	Fair	Poor	
Tank Conditions		Good	Fair	Poor	
Number of Valves	**Sluice Valve**	4			
	Non-Returning Valve	1			
Working Status		Functional	Non-Functional		
Rising Main	**Dia**	8”			
	Material	MS			
Delivery Main	**Dia**	10”			
	Material	MS			
Overflow & Scour Pipe	**Dia**	6”			
	Material	CI			
Sluice Valve	**Rising Main**	Yes	No		
	Delivery Main	Yes	No		
	Scour Pipe	Yes	No		
	Overflow Pipe	Yes	No		
Stair Case		Yes	No		
Apron Around OHR		Yes	No		
Tank Top Railing		Yes	No		
Top Indication Light		Yes	No		
Lightening Arrester		Yes	No		
Boundary Wall & Gate		Yes	No		
Overflow Disposal Arrangements		Yes	No		
Approach to OHR		Good	Fair	Bad	

Overall Rating					
Average Score	1	2	3	4	5
Asset Condition	Excellent	Good	Fair	Poor	Failing
Category	A	B	C	D	E

Remarks / Requirements

- No remarks

Data Collected By: Mr. Hamza	*Designation: Team Member*	M Shah Hamza *Sign & Date: 30 May 2023*

Data Checked By: Mr. M. Fiaz	*Designation: Team Lead*	*Sign & Date: 30 May 2023*

Integrated Development And Asset Management Plan (IDAMP)					
Municipal Committee Jhelum					
Form: IDAMP-A2	Over Head Reservoir Asset Condition Assessment				Asset Code: _____ Date: 11-05-2023_____
Name		Overhead Reservoir - 2			Pictures
Location	Latitude	32°56'33.67"N			
	Longitude	73°44'28.78"E			
Address		Near Nazim Office			
Year of Construction		2008			
Capacity (UK Gallons)		50,000			
Cleaning Frequency (Per Year)		2			
Type of Structure		RCC			
Structure Condition		Good	Fair	Poor	
Tank Conditions		Good	Fair	Poor	
Number of Valves	Sluice Valve	4			
	Non-Returning Valve	1			
Working Status		Functional	Non-Functional		
Rising Main	Dia	8			
	Material	MS			
Delivery Main	Dia	10			
	Material	MS			
Overflow & Scour Pipe	Dia	6			
	Material	MS			
Sluice Valve	Rising Main	Yes	No		
	Delivery Main	Yes	No		
	Scour Pipe	Yes	No		
	Overflow Pipe	Yes	No		
Stair Case		Yes	No		
Apron Around OHR		Yes	No		
Tank Top Railing		Yes	No		
Top Indication Light		Yes	No		
Lightening Arrester		Yes	No		
Boundary Wall & Gate		Yes	No		
Overflow Disposal Arrangements		Yes	No		
Approach to OHR		Good	Fair	Bad	



Overall Rating					
Average Score	1	2	3	4	5
Asset Condition	Excellent	Good	Fair	Poor	Failing
Category	A	B	C	D	E

Remarks / Requirements

- No remarks

Data Collected By: Mr. Hamza	*Designation: Team Member*	*Sign & Date: 30 May 2023*
Data Checked By: Mr. M. Fiaz	*Designation: Team Lead*	*Sign & Date: 30 May 2023*

Integrated Development And Asset Management Plan (IDAMP)					
Municipal Committee Jhelum					
Form: IDAMP-A2	**Over Head Reservoir Asset Condition Assessment**				**Asset Code: _____ Date: 11-05-2023_____**
Name		Overhead Reservoir – 5			**Pictures**
Location	**Latitude**	32°57'14.08"N			
	Longitude	73°44'36.12"E			
Address		Bilal Town, Near Post offce			
Year of Construction		2008			
Capacity (UK Gallons)		100,000			
Cleaning Frequency (Per Year)		2			
Type of Structure		RCC			
Structure Condition		Good	Fair	Poor	
Tank Conditions		Good	Fair	Poor	
Number of Valves	**Sluice Valve**	4			
	Non-Returning Valve	1			
Working Status		Functional	Non-Functional		
Rising Main	**Dia**	8”			
	Material	MS			
Delivery Main	**Dia**	8”			
	Material	MS			
Overflow & Scour Pipe	**Dia**	6”			
	Material	MS			
Sluice Valve	**Rising Main**	Yes	No		
	Delivery Main	Yes	No		
	Scour Pipe	Yes	No		
	Overflow Pipe	Yes	No		
Stair Case		Yes	No		
Apron Around OHR		Yes	No		
Tank Top Railing		Yes	No		
Top Indication Light		Yes	No		
Lightening Arrester		Yes	No		
Boundary Wall & Gate		Yes	No		
Overflow Disposal Arrangements		Yes	No		
Approach to OHR		Good	Fair	Bad	
Overall Rating					
Average Score	1	2	3	4	5

Asset Condition	Excellent	Good	Fair	Poor	Failing
Category	A	B	C	D	E
Remarks / Requirements					
• No remarks					
Data Collected By: Mr. Hamza		*Designation: Team Member*		*Sign & Date: 30 May 2023*	
Data Checked By: Mr. M. Fiaz		*Designation: Team Lead*		*Sign & Date: 30 May 2023*	

Integrated Development And Asset Management Plan (IDAMP)				
Municipal Committee Jhelum				
Form: IDAMP-A2	**Over Head Reservoir Asset Condition Assessment**			**Asset Code: _____ Date: 11-05-2023_____**
Name		Overhead Reservoir - 6		**Pictures**
Location	**Latitude**	32°56'38.09"N		
	Longitude	73°43'6.78"E		
Address		Mujahidabad		
Year of Construction		2010		
Capacity (UK Gallons)		100,000		
Cleaning Frequency (Per Year)		2		
Type of Structure		RCC		
Structure Condition		Good	Fair	Poor
Tank Conditions		Good	Fair	Poor
Number of Valves	**Sluice Valve**	4		
	Non-Returning Valve	1		
Working Status		Functional	Non-Functional	
Rising Main	**Dia**	8		
	Material	MS		
Delivery Main	**Dia**	10		
	Material	MS		
Overflow & Scour Pipe	**Dia**	6		
	Material	MS		
Sluice Valve	**Rising Main**	Yes	No	
	Delivery Main	Yes	No	
	Scour Pipe	Yes	No	
	Overflow Pipe	Yes	No	
Stair Case		Yes	No	
Apron Around OHR		Yes	No	
Tank Top Railing		Yes	No	
Top Indication Light		Yes	No	
Lightening Arrester		Yes	No	
Boundary Wall & Gate		Yes	No	

Overflow Disposal Arrangements	Yes		No		
Approach to OHR	Good	Fair	Bad		
Overall Rating					
Average Score	1	2	3	4	5
Asset Condition	Excellent	Good	Fair	Poor	Failing
Category	A	B	C	D	E
Remarks / Requirements					
• No remarks					
Data Collected By: Mr. Hamza	*Designation: Team Member*		*Sign & Date: 30 May 2023*		
Data Checked By: Mr. M. Fiaz	*Designation: Team Lead*		*Sign & Date: 30 May 2023*		

Integrated Development And Asset Management Plan (IDAMP)				
Municipal Committee Jhelum				
Form: IDAMP-A2	**Over Head Reservoir Asset Condition Assessment**			**Asset Code: _____ Date: 11-05-2023_____**
Name		Overhead Reservoir - 4		**Pictures**
Location	**Latitude**	32°59'2.24"N		
	Longitude	73°40'31.18"E		
Address		Kashmir Colony		
Year of Construction		1996		
Capacity (UK Gallons)		50,000		
Cleaning Frequency (Per Year)		2		
Type of Structure		RCC		
Structure Condition		Good	Fair	Poor
Tank Conditions		Good	Fair	Poor
Number of Valves	**Sluice Valve**	4		
	Non-Returning Valve	1		
Working Status		Functional	Non-Functional	
Rising Main	**Dia**	8		
	Material	MS		
Delivery Main	**Dia**	10		
	Material	MS		
Overflow & Scour Pipe	**Dia**	6		
	Material	MS		
Sluice Valve	**Rising Main**	Yes	No	
	Delivery Main	Yes	No	
	Scour Pipe	Yes	No	
	Overflow Pipe	Yes	No	
Stair Case		Yes	No	
Apron Around OHR		Yes	No	
Tank Top Railing		Yes	No	
Top Indication Light		Yes	No	
Lightening Arrester		Yes	No	
Boundary Wall & Gate		Yes	No	
Overflow Disposal Arrangements		Yes	No	
Approach to OHR		Good	Fair	Bad



Overall Rating					
Average Score	1	2	3	4	5
Asset Condition	Excellent	Good	Fair	Poor	Failing
Category	A	B	C	D	E

Remarks / Requirements
• No remarks

Data Collected By: Mr. Hamza	*Designation: Team Member*	*Sign & Date: 30 May 2023*

Data Checked By: Mr. M. Fiaz	*Designation: Team Lead*	*Sign & Date: 30 May 2023*

Integrated Development And Asset Management Plan (IDAMP)				
Municipal Committee Jhelum				
Form: IDAMP-A2	**Over Head Reservoir Asset Condition Assessment**			**Asset Code: _____ Date: 11-05-2023_____**
Name		Overhead Reservoir - 3		
Location	**Latitude**	32˚56'57.19"		
	Longitude	73˚43'13.17"		
Address		Slaughter House, Jhelum		
Year of Construction		2008		
Capacity (UK Gallons)		100,000		
Cleaning Frequency (Per Year)		2		
Type of Structure		RCC		
Structure Condition		Good	Fair	Poor
Tank Conditions		Good	Fair	Poor
Number of Valves	**Sluice Valve**	4		
	Non-Returning Valve	1		
Working Status		Functional	Non-Functional	
Rising Main	**Dia**	8		
	Material	MS		
Delivery Main	**Dia**	10		
	Material	MS		
Overflow & Scour Pipe	**Dia**	6		
	Material	MS		
Sluice Valve	**Rising Main**	Yes	No	
	Delivery Main	Yes	No	
	Scour Pipe	Yes	No	
	Overflow Pipe	Yes	No	
Stair Case		Yes	No	
Apron Around OHR		Yes	No	
Tank Top Railing		Yes	No	
Top Indication Light		Yes	No	
Lightening Arrester		Yes	No	
Boundary Wall & Gate		Yes	No	
Overflow Disposal Arrangements		Yes	No	
Approach to OHR		Good	Fair	Bad

Pictures

Overall Rating					
Average Score	1	2	3	4	5
Asset Condition	Excellent	Good	Fair	Poor	Failing
Category	A	B	C	D	E

Remarks / Requirements

- No remarks

Data Collected By: Mr. Hamza	*Designation: Team Member*	*Sign & Date: 30 May 2023*
Data Checked By: Mr. M. Fiaz	*Designation: Team Lead*	*Sign & Date: 30 May 2023*

C. Water Supply Network

Sr #	Dia	Length (meter)	Age (Years)	Condition	Material	Book Value (PKR Million)
1	3"	165,024	15	Good	UPVC/AC	16.8887
2	6"	594				1.2464
3	8"	3,305				6.82404

Integrated Development And Asset Management Plan (IDAMP)		
Municipal Committee Jhelum		
Form: IDAMP-A5	Water Supply Network Asset Condition Assessment	Asset Code: _____ Date: 11-05-2023_____

Description	Area (Acres)	Percentage
Served Area	2281	84
Contaminated Area	173	-
Water Shortage Area	-	-
Unserved Area	432	16

Latest water quality analysis carried out for community network?	Yes	No
If yes, which lab and parameters?	Not-Available	
Findings of water quality analysis?	Not-Available	
In case of any parameter above the permissible limit of PEQSs, which steps are taken to provide safe drinking water to the consumers?	Not-Available	
Any complaints of water contamination received from the consumers?	Yes	No
If yes, which steps were taken to resolve the complaints?	There were 2 complaints regarding water supply and they were resolved	

Pipe Dia (inches)	Pipe Material	Length (km)	Year of Laying	Age of Pipe
3	UPVC/AC	165.024	2008	15
6	UPVC/AC	0.594	2008	15
8	UPVC/AC	3.305	2008	15

Remarks / Requirements

- No remarks

Data Collected By: Mr. Hamza	*Designation: Team Member*	*Sign & Date: 30 May 2023*
Data Checked By: Mr. M. Fiaz	*Designation: Team Lead*	*Sign & Date: 30 May 2023*

D. Vehicles/ Machinery

Sr #	Name	Age	Condition	Status	Capacity	Book Value
1	Water Bowser #01	N/A	Failing	Non-Functional	85hp/500gallons	0.2
2	Water Bowser #02	N/A	Failing	Non-Functional	85hp/500gallons	0.2
3	Water Bowser #03	N/A	Failing	Non-Functional	85hp/500gallons	0.2

Integrated Development and Asset Management Plan (IDAMP)		
Municipal Committee Jhelum		
Form: IDAMP-A16	Moveable Asset Asset Condition Assessment	Asset Code: _____ Date: 11-05-2023_____
Type of Vehicle / Machinery	Pictures	
Water Bowser		

Sr. #	Water Bowser # 1	Water Bowser # 2	Water Bowser # 3
Capacity	500 Gallons	500 Gallons	500 Gallons
Purpose	Water Supply	Water Supply	Water Supply
Year of Manufacturing	Not-Available	Not-Available	Not-Available
Model	Not-Available	Not-Available	Not-Available
Capital Cost			
Fuel Consumption	Not-Available	Not-Available	Not-Available
Condition	Non-Functional	Non-Functional	Non-Functional
Engine Capacity	Not-Available	Not-Available	Not-Available
Maintenance Cost	Not-Available	Not-Available	Not-Available
Oiling /Fitness	Not-Available	Not-Available	Not-Available
Fitness Certificate	Not-Available	Not-Available	Not-Available
Registered	Not-Available	Not-Available	Not-Available

Overall Rating					
Average Score	1	2	3	4	5
Asset Condition	Excellent	Good	Fair	Poor	Failing
Category	A	B	C	D	E

Remarks / Requirements

Integrated Development and Asset Management Plan (IDAMP)		
Municipal Committee Jhelum		
Form: IDAMP-A16	Moveable Asset Asset Condition Assessment	Asset Code: _____ Date: 11-05-2023_____
Data Collected By: Mr. Hamza	*Designation: Team Member*	*Sign & Date: 30 May 2023*
Data Checked By: Mr. M. Fiaz	*Designation: Team Lead*	*Sign & Date: 30 May 2023*

2. Sewerage

a. Components Of Sewerage Network

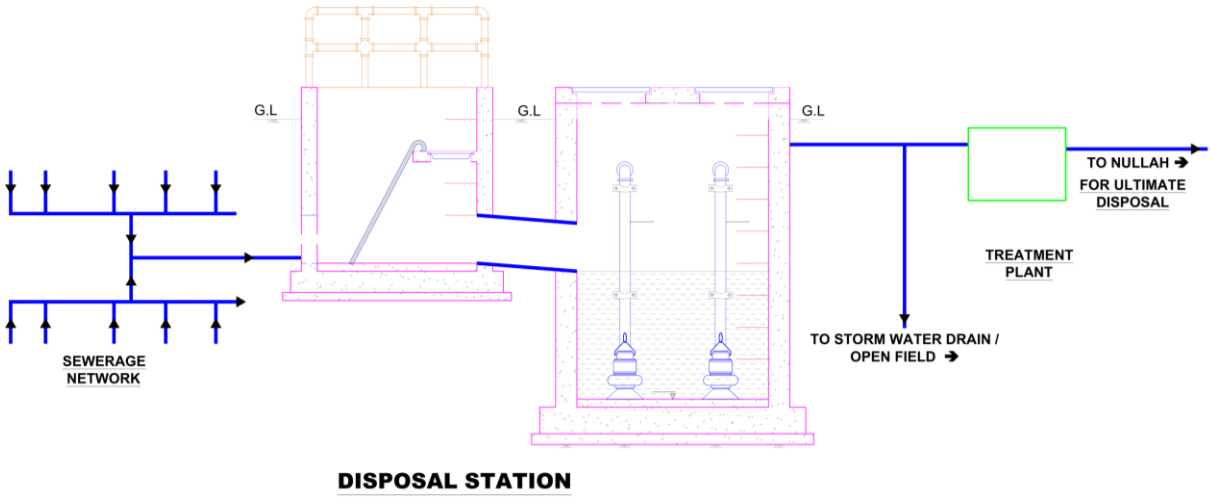

b. Map of Sewerage Network

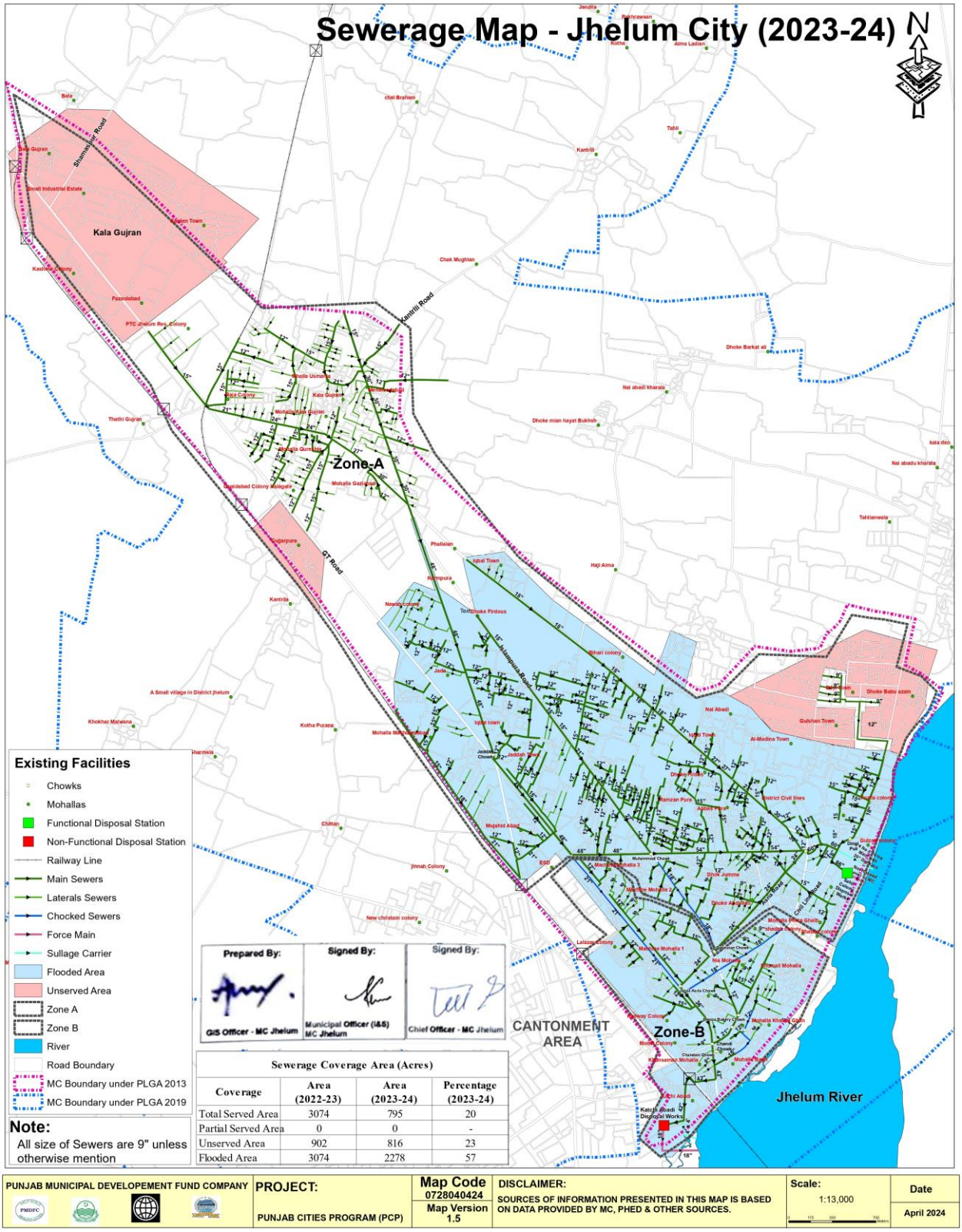

Coverage	Area (2022-23)	Area (2023-24)	Percentage (2023-24)
Total Served Area	3074	795	20
Partial Served Area	0	0	-
Unserved Area	902	816	23
Flooded Area	3074	2278	57

A. Sewerage Network

Sr #	Dia	Length (meter)	Age (Years)	Condition	Material	Book Value (PKR Million)
1	9”	4878	28	Failing	RCC	0
2	12”	818				0
3	18”	2456				0
4	24”	230				0
5	36”	833				0
6	42”	734				0

Integrated Development and Asset Management Plan (IDAMP)					
Municipal Committee Jhelum					
Form: IDAMP-A6	Sewerage Network Asset Condition Assessment			Asset Code: _____ Date: 11-05-2023_____	
Description		Area (Acres)		Percentage	
Served Area		3074		77	
Flooded Area		3074		-	
Unserved Area		902		23	
Type and number of complaints received to MC regarding sewerage system?		There were nine complaints regarding blockage of manhole, drain blockage or cleanliness.			
Steps considered by MC to resolve the complaints		They were all resolved.			
Pipe Dia (inches)	Pipe Material	Length (KM)	No. of Manholes	Year of Laying	Age of Pipe
9	RCC	4.878	320	1995	28
12	RCC	0.818	27	1995	28
18	RCC	2.456	40	1995	28
24	RCC	0.230	3	1995	28
36	RCC	0.833	9	1995	28
42	RCC	0.734	8	1995	28
Remarks / Requirements					
• No remarks					
Data Collected By: Mr. Hamza		*Designation: Team Member*		*Sign & Date: 30 May 2023*	

Data Checked By: Mr. M. Fiaz	*Designation: Team Lead*	*Sign & Date: 30 May 2023*

B. Disposal Station

Sr #	Name	Age (Years)		Condition	Status	Nos. of Pump	Discharge Each (Cusec)	Motor hp	Pump Make	Motor Make	Book Value (PKR Million)
		Civil Structure	Pump								
1	Altaf Park Disposal	28	28	Poor	Non-Functional	2	4	40	KSB	Siemens	0.27

Integrated Development and Asset Management Plan (IDAMP)				
Municipal Committee Jhelum				
Form: IDAMP-A7	Sewerage Disposal Station Asset Condition Assessment			Asset Code: _____ Date: 10-05-2023_____
Asset Detail				Pictures
Name		Altaf Park Disposal		
Location	Latitude	32°55'22.53"N		
	Longitude	73°43'37.44"E		
Address		Altaf park, Jhelum		
Area (Acres)		2		
Installation Year		1995		
Capital Cost of Machinery				
Outfall Drain Sewer	Dia	66”		
	Material	RCC		
Screening Chamber	No. of Screens	1		
	Screen Condition	Good	Fair	Poor
	Chamber Structure	Masonry		
Wet Wells	Number	2		
	Shape	Rectangular	Circular	
	Size	50’		
	Structure	Masonry	RCC	
	Railing	Yes	No	
Force Main	No. of force mains	4		
	Dia	20”		
	Material	AC		
	Starting Point	Disposal Station		
	Ending Point	River Jhelum		
	Length	Not-Available		
Sullage Carrier	Size	Not-Available		
	Shape			
	Length			
	Condition			
Delivery Pipe	Dia	10”		
	Material	CI		
Suction Pipe	Dia	10”		
	Material	CI		
	Sluice Valves	4		

Integrated Development and Asset Management Plan (IDAMP)				
Number of Valves	**Non-Return Valves**	2		
	Penstock Valves	0		
Ultimate Disposal		River		
Civil Structure Condition		Good	Fair	Poor
Control Room Structure		Good	Fair	Poor
Discharge Box Structure		Not-Available		
Approach to Pump House		Good	Fair	Poor
Hoisting Girder		Yes	No	
Boundary Wall & Gate		Yes	No	
Treatment of Sewage		Yes	No	
Wastewater daily discharge in m^3/day? (based on available information at MC)		3272		
Ultimate disposal of wastewater?		River		
Electro-Mechanical Equipment Details				
Number of WAPDA Feeders		1		
Transformer Capacity (kVA)		Not-Available		
Number of MCU		2		
Sanctioned Load (kWh)		Not-Available		
Power Factor Improvement Equipment		Yes	No	
Service Cable		Yes	No	
Power Wiring		Yes	No	
Earthing of Motor		Yes	No	
Earthing of MCU		Yes	No	
Generator Availability		Yes	No	
Light Wiring of Pump House		Yes	No	
Change Over		Yes	No	

Pump Detail				
		Pump A		**Pump B**
Pump Type		Centrifugal/ Non-Clogging		Centrifugal/ Non-Clogging
Pump Brand		KSB		KSB
Pump Paint		Good		Good
Motor Brand		Siemens		Siemens
Installation Year of Pump		1995		1995
Discharge Capacity (Cusecs)		4		4
Rotational Speed (RPM)		950		950
Head (ft.)		45		45
Motor Power (HP)		50		50
Pump Daily Running Time (Hours)		Non-Functional		Non-Functional
Base Plate		Yes	No	Yes / No
Number of Valves	**Sluice Valve**	**4**		
	Non-Returning Valve	**2**		

Integrated Development and Asset Management Plan (IDAMP)					
Overall Rating					
Average Score	**1**	**2**	**3**	**4**	**5**
Asset Condition	**Excellent**	**Good**	**Fair**	**Poor**	**Failing**
Category	**A**	**B**	**C**	**D**	**E**
Remarks / Requirements					
• Screen Chamber requires complete reconstruction.					
Data Collected By: Mr. Hamza	*Designation: Team Member*	*Sign & Date: 30 May 2023*			
Data Checked By: Mr. M. Fiaz	*Designation: Team Lead*	*Sign & Date: 30 May 2023*			

C. VEHICLES/ MACHINERY

Sr #	Name	Registration Number	Age (Years)	Condition	Status	Capacity	Book Value (PKR Million)
1	Jetting Machine	Applied for	16	Fair	Functional	4500 Liters	1.35
2	Sucker machine	Applied for	16	Fair	Functional	4500 Liters	1.35
3	Mechanical sweeper	Not Available	Not Available	Not Available	Not Available	85hp	1.62
4	Dewatering Set (11 Nos.)	Not Available	Not Available	Not Available	Not Available	Not Available	1.98
5	Shoulder Foggers (09 Nos.)	Not Applicable	10	Fair	Functional	Not Available	0.09
6	Spray Pumps (7 Nos.)	Not Applicable	10	Fair	Functional	Not Available	0.063
7	Safety Gear	Not Available					
8	Sewer Safety Equipment	Not Available					

Integrated Development and Asset Management Plan (IDAMP)		
Municipal Committee Jhelum		
Form: IDAMP-A16	**Moveable Asset Asset Condition Assessment**	**Asset Code: _____ Date: 11-05-2023_____**
Type of Vehicle / Machinery	**Pictures**	
Sewerage Vehicles		

Name	Sucker Machine	Jetting Machine	Mechanical Sweeper
Capacity	4500 Liters	4500 Liters	Not-Available
Purpose	Sewerage	Sewerage	Sewerage
Year of Manufacturing	2007	2007	Not-Available
Make &Model	Nissan-PKB211	Nissan-PKB211	Not-Available
Capital Cost			
Fuel Consumption	229	94	Not-Available
Condition	Functional	Functional	Not-Available
Engine Capacity	4400 CC	4400 CC	85 HP
Maintenance Cost	1,000	10,000	Not-Available
Oiling /Fitness	Yes	Yes	Not-Available
Fitness Certificate	No	No	Not-Available
Registered	No	No	Not-Available

Overall Rating					
Average Score	1	2	3	4	5
Asset Condition	Excellent	Good	Fair	Poor	Failing
Category	A	B	C	D	E

Remarks / Requirements

- No remarks

Data Collected By: Mr. Hamza	*Designation: Team Member*	*Sign & Date: 30 May 2023*
Data Checked By: Mr. M. Fiaz	*Designation: Team Lead*	*Sign & Date: 30 May 2023*

3. Solid Waste Management

a) Flow Chart of Solid Waste Collection and Disposal System

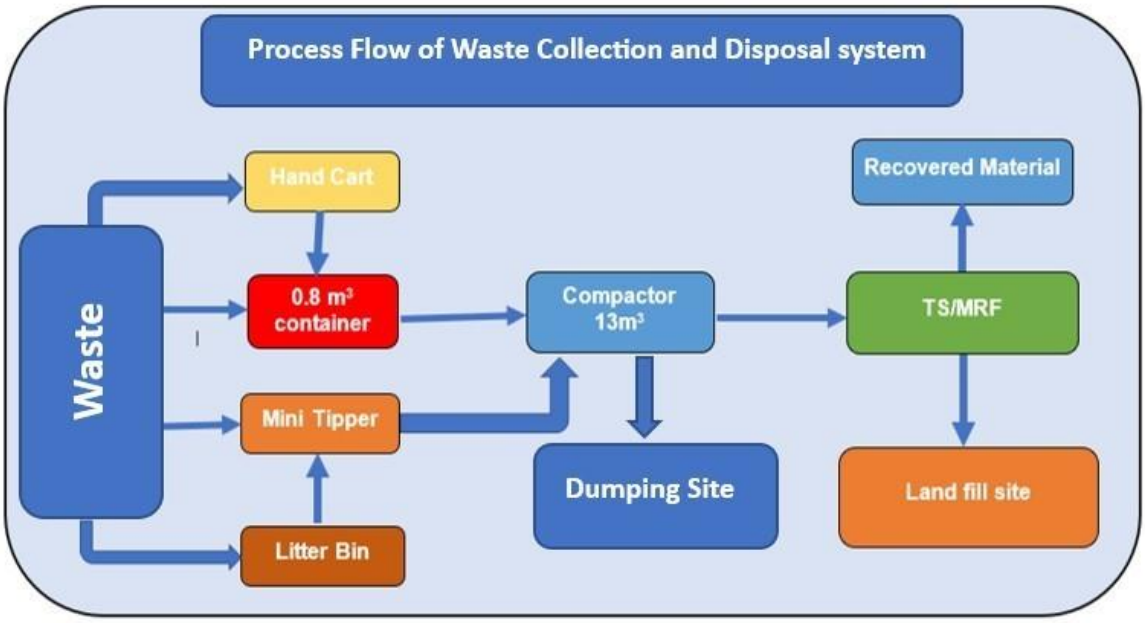

b) Map of Solid Waste Management System

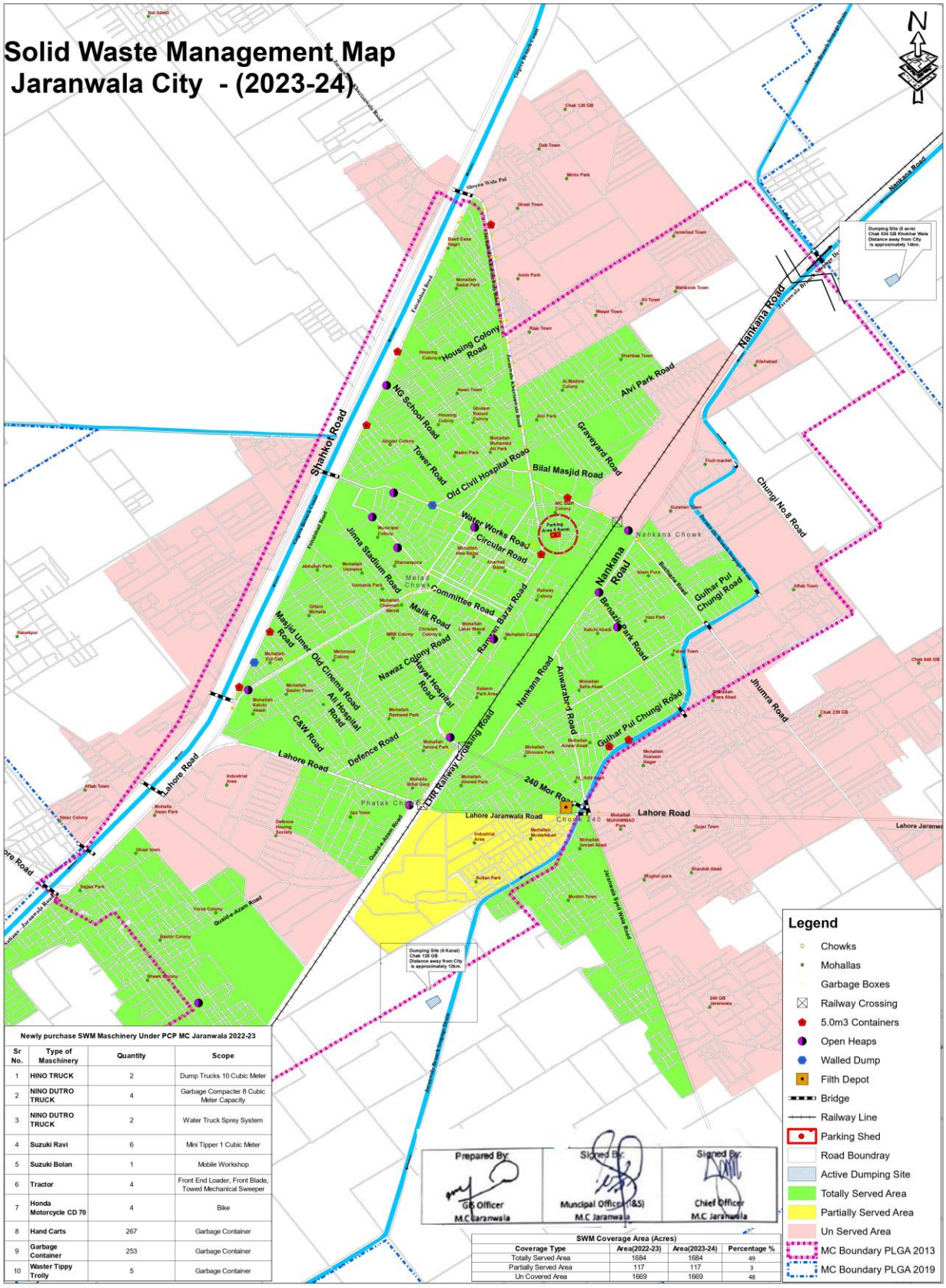

Newly purchase SWM Maschinery Under PCP MC Jaranwala 2022-23

Sr No.	Type of Maschinery	Quantity	Scope
1	HINO TRUCK	2	Dump Trucks 10 Cubic Meter
2	NINO DUTRO TRUCK	4	Garbage Compacter 8 Cubic Meter Capacity
3	NINO DUTRO TRUCK	2	Water Truck Sprey System
4	Suzuki Ravi	6	Mini Tipper 1 Cubic Meter
5	Suzuki Bolan	1	Mobile Workshop
6	Tractor	4	Front End Loader, Front Blade, Towed Mechanical Sweeper
7	Honda Motorcycle CD 70	4	Bike
8	Hand Carts	267	Garbage Container
9	Garbage Container	253	Garbage Container
10	Waster Tippy Trolly	5	Garbage Container

SWM Coverage Area (Acres)

Coverage Type	Area(2022-23)	Area(2023-24)	Percentage %
Totally Served Area	1684	1684	49
Partially Served Area	117	117	3
Un Covered Area	1669	1669	48

A. Dumping Site

Sr #	Name	Condition	Status	Area(Acres)	Ownership	Book Value (PKR Million)
1	Kala Gujran	Fair	Functional	2.5	Rented	16.83

Integrated Development And Asset Management Plan (IDAMP)					
Municipal Committee Jhelum					
Form: IDAMP-A11		**Solid Waste Dumping Site Asset Condition Assessment**			**Asset Code: _____ Date: _____**
Name		Kala Gujran			**Pictures**
Location	**Latitude**	32.972223			
	Longitude	73.689161			
Address		Kala Gujran, Jhelum			
Area (Acres)		2.5			
Distance from urban area		2 KM			
Year the site started for dumping service		2020			
Average waste dumped daily (based on information provided by MC)		Not-Available			
EHS SOPs for waste handlers		Not-Available			
Availability of PPEs for waste collectors/handlers		Yes	No		
Expected Life (Years)		1-2			
Land Ownership		Rented			
Site Accessibility		Fair			
Surface Type		Flat	Depressed		
Approach Road Condition		Good	Fair	Poor	
Parking Shed		Yes	No		
Boundary Wall		Yes	No		
Gate		Yes	No		
Ramps		Yes	No		
Any Building at Site		Yes	No		
Weigh Bridge		Yes	No		
Earth Cover Arrangements		Yes	No		
Compaction Equipment		Yes	No		
Plantation Around Site		Yes	No		
Any illegal occupants or encroachments observed-if yes, type		Yes	No		

Overall Rating					
Average Score	**1**	**2**	**3**	**4**	**5**
Asset Condition	**Excellent**	**Good**	**Fair**	**Poor**	**Failing**
Category	**A**	**B**	**C**	**D**	**E**

Remarks / Requirements

- There was no proper dumping site.
- A proper project of Landfill Site is required for dumping and to protect the environment.

Data Collected By: Mr. Hamza	*Designation: Team Member*	*Sign & Date: 30 May 2023*
Data Checked By: Mr. M. Fiaz	*Designation: Team Lead*	*Sign & Date: 30 May 2023*

Vehicles/ Machinery

Sr #	Name	No.	Registration Number	Age (Years)	Condition	Status	Capacity	Book Value (PKR Million)
1	Tractor MF 385	1	JMF 9242	17	Fair	Functional	85HP	0.9
2	Tractor MF 385	1	JMF 9243	17	Fair	Functional	85HP	0.9
3	Tractor MF 385	1	JMF 9244	17	Fair	Functional	85HP	0.9
4	Tractor MF 385	1	JMF 9245	17	Fair	Functional	85HP	0.9
5	Tractor MF 385	1	JMF 9246	17	Fair	Functional	85HP	0.9
6	Tractor MF 385	1	JMF 9247	17	Fair	Functional	85HP	0.9
7	Tractor NH 304	1	JMF 9248	17	Fair	Non - Functional	55HP	0.9
8	Tractor MF 375	1	JMD 1359	21	Fair	Functional	75HP	0.9
9	Tractor MF 375	1	JMB 6528	30	Poor	Functional	75HP	0.9
10	Tractor MF 375	1	JMC 718	32	Poor	Functional	75HP	0.9
11	Tractor MF 240	1	APF 2009	15	Fair	Functional	48HP	0.9
12	Three Wheel Conventional Hand Cart	55	Not Available	1	Excellent	Functional	Not Available	0.03276
13	Motor Cycles 70 cc	2	Not Available	1	Excellent	Functional	70 cc	0.10404
14	Garbage Container 0.8 cubic meters capacity	375	Not Available	1	Excellent	Functional	0.8 cubic meters capacity	0.0819	0.07371
15	Garbage Compactor 8 cubic meters capacity	4	Not Available	1	Excellent	Functional	8 cubic meters capacity	9.72	8.748
16	Mini Tipper 1 cubic meter capacity	6	Not Available	1	Excellent	Functional	1 cubic meter	2.1321	1.91889
17	Truck Mounted Vacuum Sweeper	1	Not Available	1	Excellent	Functional	Not Available	17.55	15.795
18	Tractor Front End Loader With Sun Shade	1	Not Available	1	Excellent	Functional	Not Available	3.6891	3.32019
19	Three wheel Hand carts	5	Not Available	1	Excellent	Functional	Not Available	0.0765	0.06885

20	Three Wheel Conventional Hand Cart	55	Not Available	1	Excellent	Functional	Not Available	0.03276	0.029484

Integrated Development and Asset Management Plan (IDAMP)						
Municipal Committee Jhelum						
Form: IDAMP-A16	Moveable Asset Asset Condition Assessment				Asset Code: _____ Date: 11-05-2023_____	
Type of Vehicle / Machinery	Pictures					
Tractor						
	Tractor# 1	Tractor# 2	Tractor# 3	Tractor# 4	Tractor# 5	Tractor# 6
Capacity	385 HP	385 HP	385 HP	385 HP	385 HP	385 HP
Purpose	Solid Waste	Solid Waste Loader	Solid Waste	Solid Waste Loader	Solid Waste	Solid Waste Loader
Year of Manufacturing	2007	2007	2007	2007	2007	2007
Make-Model	Millat-MF 385	Millat-MF 385	Millat-MF 385	Millat-MF 385	Millat-MF 385	Millat-MF 385
Capital Cost						
Fuel Consumption	506	435	519	521	501	541
Condition	Fair	Fair	Fair	Fair	Fair	Fair
Engine Capacity	85 HP	85 HP	85 HP	85 HP	85 HP	85 HP
Maintenance Cost	1,500	20,000	12,000	2,000	15,000	20,000
Oiling /Fitness	Yes	Yes	Yes	Yes	Yes	Yes
Fitness Certificate	No	No	No	No	No	No
Registered	JMF 9242	JMF 9243	JMF 9244	JMF 9245	JMF 9246	JMF 9247
	Tractor# 7	Tractor# 8	Tractor# 9	Tractor# 10	Tractor# 11	
Capacity	55 HP	75 HP	75 HP	75 HP	48 HP	
Purpose	Solid Waste	Solid Waste	Solid Waste	Solid Waste	Lifter	
Year of Manufacturing	2005	2003	1994	1992	2009	
Make-Model	FIAT-NH 304	Millat-MF 375	Millat-MF 375	Millat-MF 375	Millat-MF 240	
Capital Cost						
Fuel Consumption	500	512	474	523	82	
Condition	Fair	Fair	Poor	Poor	Fair	
Engine Capacity	60 HP	75 HP	75 HP	75 HP	50 HP	
Maintenance Cost	0	15,000	15,000	15,000	5,000	

Oiling /Fitness	Yes	Yes	Yes	Yes	Yes	
Fitness Certificate	No	No	No	No	No	
Registered	JMF 9248	JMD 1359	JMB 6528	JMC 718	Applied for	

Overall Rating					
Average Score	1	2	3	4	5
Asset Condition	Excellent	Good	Fair	Poor	Failing
Category	A	B	C	D	E

Remarks / Requirements
• No remarks

Data Collected By: Mr. Hamza	*Designation: Team Member*	*Sign & Date: 30 May 2023*
Data Checked By: Mr. M. Fiaz	*Designation: Team Lead*	*Sign & Date: 30 May 2023*

4. Building

Sr #	Name	Age (Years)	Condition	Status	Area (Acres)	Book Value (PKR Million)
1	MC Office	33	Fair	Functional	0.34	61.95
2	Tehsil Office	33	Fair	Functional	0.2	44.1
3	Residence (Ghalla mandi)	33	Fair	Functional	0.125	27.3
4	Servant Quarters (purana pull near Altaf park)	33	Fair	Functional	0.375	63
5	Servant Quarters (MC Office civil line)	33	Fair	Functional	0.09	16.59
6	Residence (Jail road near civil courts)	33	Fair	Functional	0.09	16.59
7	CO House	33	Fair	Functional	0.125	27.3
8	Servant Quarter (Tehsil road)	33	Fair	Functional	0.41	68.88

Integrated Development and Asset Management Plan (IDAMP)		
Municipal Committee Jhelum		
Form: IDAMP-A14	Building Asset Condition Assessment	Asset Code: _____ Date: 10-05-2023_____

				Pictures
Name		MC Office		
Location	Latitude	32.938332		
	Longitude	73.738689		
Address		Civil Line Road, Jhelum		
Year of Construction		1990		
Land Area (Acres)		0.34		
No. of Stories		1		
Condition		Fair		
Purpose		MC Office		
No. of Staff		115		
No. of Rooms		32		
Conference/Meeting Room		Yes	No	
Store Room		Yes	No	
Study Room/Book Shelf		Yes	No	
Boundary Wall		Yes	No	
Heating & Cooling Arrangement		Yes	No	
Parking Lots		Yes	No	
Drinking Water Facilities		Yes	No	
Availability and quality of water (based on available water quality test reports)		Yes	No	
Washrooms / Sewerage System		Yes	No	
Separate Washroom for Ladies		Yes	No	
Prayers Area/room		Yes	No	
Furniture		Yes	No	
Electric Appliances (Fans Etc.)		Yes	No	
Machinery & Equipment		Yes	No	
Sports Club		Yes	No	
Staff Attendance System		Yes	No	
Emergency Alarm System		Yes	No	
Fire Fighting System / Equipment		Yes	No	
Ramps for wheel chairs at entry gate		Yes	No	
Security Guard		Yes	No	
Park/lawn outdoor/indoor plantation		Yes	No	

Overall Rating					
Average Score	1	2	3	4	5
Asset Condition	Excellent	Good	Fair	Poor	Failing
Category	A	B	C	D	E

Remarks / Requirements
• No remarks

Data Collected By: Mr. Hamza	*Designation: Team Member*	*Sign & Date: 30 May 2023*
Data Checked By: Mr. M. Fiaz	*Designation: Team Lead*	

Integrated Development and Asset Management Plan (IDAMP)		
Municipal Committee Jhelum		
Form: IDAMP-A14	Building Asset Condition Assessment	Asset Code: _____ Date: 10-05-2023_____
		Sign & Date: 30 May 2023

Integrated Development and Asset Management Plan (IDAMP)					
Municipal Committee Jhelum					
Form: IDAMP-A14	Building Asset Condition Assessment			Asset Code: _____ Date: 11-05-2023_____	
Name		Tehsil Office		**Pictures**	
Location	**Latitude**	32.9402		This site was occupied.	
	Longitude	73.7254			
Address		Machine Mohalla Road			
Year of Construction		1990			
Land Area (Acres)		0.2			
No. of Stories		Not-Available			
Condition		Fair			
Purpose		Built for MC			
No. of Staff		-			
No. of Rooms		-			
Conference/Meeting Room		Yes	No		
Store Room		Yes	No		
Study Room/Book Shelf		Yes	No		
Boundary Wall		Yes	No		
Heating & Cooling Arrangement		Yes	No		
Parking Lots		Yes	No		
Drinking Water Facilities		Yes	No		
Availability and quality of water (based on available water quality test reports)		Yes	No		
Washrooms / Sewerage System		Yes	No		
Separate Washroom for Ladies		Yes	No		
Prayers Area/room		Yes	No		
Furniture		Yes	No		
Electric Appliances (Fans Etc.)		Yes	No		
Machinery & Equipment		Yes	No		
Sports Club		Yes	No		
Staff Attendance System		Yes	No		
Emergency Alarm System		Yes	No		
Fire Fighting System / Equipment		Yes	No		
Ramps for wheel chairs at entry gate		Yes	No		
Security Guard		Yes	No		
Park/lawn outdoor/indoor plantation		Yes	No		

Overall Rating					
Average Score	**1**	**2**	**3**	**4**	**5**
Asset Condition	**Excellent**	**Good**	**Fair**	**Poor**	**Failing**
Category	**A**	**B**	**C**	**D**	**E**

Remarks / Requirements
• It was occupied by Tehsildar office Jhelum. • It was not visited by the team.

Data Collected By: Mr. Hamza	*Designation: Team Member*	*Sign & Date: 30 May 2023*

Integrated Development and Asset Management Plan (IDAMP)		
Municipal Committee Jhelum		
Form: IDAMP-A14	Building Asset Condition Assessment	Asset Code: _____ Date: 11-05-2023_____
Data Checked By: Mr. M. Fiaz	*Designation: Team Lead*	*Sign & Date: 30 May 2023*

Integrated Development and Asset Management Plan (IDAMP)				
Municipal Committee Jhelum				
Form: IDAMP-A14		Building Asset Condition Assessment		Asset Code: _____ Date: 11-05-2023_____
Name		Residence		**Pictures**
Location	**Latitude**	32.92823		Residence
	Longitude	73.732506		
Address		Ghalla Mandi		
Year of Construction		1990		
Land Area (Acres)		0.125		
No. of Stories		Not-Available		
Condition		Fair		
Purpose		Residence		
No. of Staff		-		
No. of Rooms		-		
Conference/Meeting Room		Yes	No	
Store Room		Yes	No	
Study Room/Book Shelf		Yes	No	
Boundary Wall		Yes	No	
Heating & Cooling Arrangement		Yes	No	
Parking Lots		Yes	No	
Drinking Water Facilities		Yes	No	
Availability and quality of water (based on available water quality test reports)		Yes	No	
Washrooms / Sewerage System		Yes	No	
Separate Washroom for Ladies		Yes	No	
Prayers Area/room		Yes	No	
Furniture		Yes	No	
Electric Appliances (Fans Etc.)		Yes	No	
Machinery & Equipment		Yes	No	
Sports Club		Yes	No	
Staff Attendance System		Yes	No	
Emergency Alarm System		Yes	No	
Fire Fighting System / Equipment		Yes	No	
Ramps for wheel chairs at entry gate		Yes	No	
Security Guard		Yes	No	
Park/lawn outdoor/indoor plantation		Yes	No	

Overall Rating					
Average Score	**1**	**2**	**3**	**4**	**5**
Asset Condition	**Excellent**	**Good**	**Fair**	**Poor**	**Failing**
Category	**A**	**B**	**C**	**D**	**E**

Integrated Development and Asset Management Plan (IDAMP)		
Municipal Committee Jhelum		
Form: IDAMP-A14	Building Asset Condition Assessment	Asset Code: _____ Date: 11-05-2023_____
Remarks / Requirements		
• Residences are not visited by the team.		
Data Collected By: Mr. Hamza	*Designation: Team Member*	*Sign & Date: 30 May 2023*
Data Checked By: Mr. M. Fiaz	*Designation: Team Lead*	*Sign & Date: 30 May 2023*

Integrated Development and Asset Management Plan (IDAMP)			
Municipal Committee Jhelum			
Form: IDAMP-A14	Building Asset Condition Assessment		Asset Code: _____ Date: 11-05-2023_____
Name		Servant Quarter	**Pictures**
Location	**Latitude**	32.924625	Residence
	Longitude	73.731276	
Address		Near Altaf Park	
Year of Construction		1990	
Land Area (Acres)		0.375	
No. of Stories			
Condition			
Purpose			
No. of Staff			
No. of Rooms			
Conference/Meeting Room		Yes	No
Store Room		Yes	No
Study Room/Book Shelf		Yes	No
Boundary Wall		Yes	No
Heating & Cooling Arrangement		Yes	No
Parking Lots		Yes	No
Drinking Water Facilities		Yes	No
Availability and quality of water (based on available water quality test reports)		Yes	No
Washrooms / Sewerage System		Yes	No
Separate Washroom for Ladies		Yes	No
Prayers Area/room		Yes	No
Furniture		Yes	No
Electric Appliances (Fans Etc.)		Yes	No
Machinery & Equipment		Yes	No
Sports Club		Yes	No
Staff Attendance System		Yes	No
Emergency Alarm System		Yes	No
Fire Fighting System / Equipment		Yes	No
Ramps for wheel chairs at entry gate		Yes	No

Integrated Development and Asset Management Plan (IDAMP)					
Municipal Committee Jhelum					
Form: IDAMP-A14	Building Asset Condition Assessment			Asset Code: _____ Date: 11-05-2023_____	
Security Guard		Yes	No		
Park/lawn outdoor/indoor plantation		Yes	No		
Overall Rating					
Average Score	1	2	3	4	5
Asset Condition	Excellent	Good	Fair	Poor	Failing
Category	A	B	C	D	E
Remarks / Requirements					
• Residences are not visited by the team.					
Data Collected By: Mr. Hamza	*Designation: Team Member*			*Sign & Date: 30 May 2023*	
Data Checked By: Mr. M. Fiaz	*Designation: Team Lead*			*Sign & Date: 30 May 2023*	

Integrated Development and Asset Management Plan (IDAMP)			
Municipal Committee Jhelum			
Form: IDAMP-A14	Building Asset Condition Assessment		Asset Code: _____ Date: 11-05-2023_____
Name		Servant Quarter	Pictures
Location	Latitude	32.938332	Residence
	Longitude	73.738689	
Address		MC Office Civil Line	
Year of Construction		1990	
Land Area (Acres)		0.09	
No. of Stories		Not-Available	
Condition		Fair	
Purpose		Residence	
No. of Staff		-	
No. of Rooms		-	
Conference/Meeting Room		Yes / No	
Store Room		Yes / No	
Study Room/Book Shelf		Yes / No	
Boundary Wall		Yes / No	
Heating & Cooling Arrangement		Yes / No	
Parking Lots		Yes / No	
Drinking Water Facilities		Yes / No	
Availability and quality of water (based on available water quality test reports)		Yes / No	
Washrooms / Sewerage System		Yes / No	
Separate Washroom for Ladies		Yes / No	
Prayers Area/room		Yes / No	
Furniture		Yes / No	
Electric Appliances (Fans Etc.)		Yes / No	

Integrated Development and Asset Management Plan (IDAMP)					
Municipal Committee Jhelum					
Form: IDAMP-A14	Building Asset Condition Assessment			Asset Code: _____ Date: 11-05-2023_____	
Machinery & Equipment	Yes	No			
Sports Club	Yes	No			
Staff Attendance System	Yes	No			
Emergency Alarm System	Yes	No			
Fire Fighting System / Equipment	Yes	No			
Ramps for wheel chairs at entry gate	Yes	No			
Security Guard	Yes	No			
Park/lawn outdoor/indoor plantation	Yes	No			
Overall Rating					
Average Score	1	2	3	4	5
Asset Condition	Excellent	Good	Fair	Poor	Failing
Category	A	B	C	D	E
Remarks / Requirements					
• Residences are not visited by the team.					
Data Collected By: Mr. Hamza	*Designation: Team Member*		*Sign & Date: 30 May 2023*		
Data Checked By: Mr. M. Fiaz	*Designation: Team Lead*		*Sign & Date: 30 May 2023*		

Integrated Development and Asset Management Plan (IDAMP)			
Municipal Committee Jhelum			
Form: IDAMP-A14	Building Asset Condition Assessment		Asset Code: _____ Date: 11-05-2023_____
Name		Residence	Pictures
Location	Latitude	32.944	Residence
	Longitude	73.7391	
Address		Jail Road Near Civil Court	
Year of Construction		1990	
Land Area (Acres)		0.09	
No. of Stories		Not-Available	
Condition		Fair	
Purpose		Residence	
No. of Staff		-	
No. of Rooms		-	
Conference/Meeting Room		Yes	No
Store Room		Yes	No
Study Room/Book Shelf		Yes	No
Boundary Wall		Yes	No
Heating & Cooling Arrangement		Yes	No
Parking Lots		Yes	No
Drinking Water Facilities		Yes	No
Availability and quality of water (based on available water quality test reports)		Yes	No
Washrooms / Sewerage System		Yes	No
Separate Washroom for Ladies		Yes	No
Prayers Area/room		Yes	No
Furniture		Yes	No
Electric Appliances (Fans Etc.)		Yes	No
Machinery & Equipment		Yes	No
Sports Club		Yes	No
Staff Attendance System		Yes	No
Emergency Alarm System		Yes	No
Fire Fighting System / Equipment		Yes	No
Ramps for wheel chairs at entry gate		Yes	No
Security Guard		Yes	No
Park/lawn outdoor/indoor plantation		Yes	No

Overall Rating					
Average Score	1	2	3	4	5
Asset Condition	Excellent	Good	Fair	Poor	Failing
Category	A	B	C	D	E

Remarks / Requirements
• Residences are not visited by the team

Data Collected By: Mr. Hamza	*Designation: Team Member*	*Sign & Date: 30 May 2023*
Data Checked By: Mr. M. Fiaz	*Designation: Team Lead*	

Integrated Development and Asset Management Plan (IDAMP)		
Municipal Committee Jhelum		
Form: IDAMP-A14	Building Asset Condition Assessment	Asset Code: _____ Date: 11-05-2023_____
		Sign & Date: 30 May 2023

Integrated Development and Asset Management Plan (IDAMP)				
Municipal Committee Jhelum				
Form: IDAMP-A14		Building Asset Condition Assessment		Asset Code: _____ Date: 11-05-2023_____
Name		CO House		**Pictures**
Location	**Latitude**	32.953141		Residence
	Longitude	73.709537		
Address		Jada Road Jhelum		
Year of Construction		1990		
Land Area (Acres)		0.125		
No. of Stories		Not-Available		
Condition		Fair		
Purpose		Residence		
No. of Staff		-		
No. of Rooms		-		
Conference/Meeting Room		Yes	No	
Store Room		Yes	No	
Study Room/Book Shelf		Yes	No	
Boundary Wall		Yes	No	
Heating & Cooling Arrangement		Yes	No	
Parking Lots		Yes	No	
Drinking Water Facilities		Yes	No	
Availability and quality of water (based on available water quality test reports)		Yes	No	
Washrooms / Sewerage System		Yes	No	
Separate Washroom for Ladies		Yes	No	
Prayers Area/room		Yes	No	
Furniture		Yes	No	
Electric Appliances (Fans Etc.)		Yes	No	
Machinery & Equipment		Yes	No	
Sports Club		Yes	No	
Staff Attendance System		Yes	No	
Emergency Alarm System		Yes	No	
Fire Fighting System / Equipment		Yes	No	
Ramps for wheel chairs at entry gate		Yes	No	
Security Guard		Yes	No	
Park/lawn outdoor/indoor plantation		Yes	No	

Overall Rating					
Average Score	**1**	**2**	**3**	**4**	**5**
Asset Condition	**Excellent**	**Good**	**Fair**	**Poor**	**Failing**
Category	**A**	**B**	**C**	**D**	**E**

Remarks / Requirements

- Residences are not visited by the team

Integrated Development and Asset Management Plan (IDAMP)		
Municipal Committee Jhelum		
Form: IDAMP-A14	Building Asset Condition Assessment	Asset Code: _____ Date: 11-05-2023_____
Data Collected By: Mr. Hamza	*Designation: Team Member*	*Sign & Date: 30 May 2023*
Data Checked By: Mr. M. Fiaz	*Designation: Team Lead*	*Sign & Date: 30 May 2023*

Integrated Development and Asset Management Plan (IDAMP)			
Municipal Committee Jhelum			
Form: IDAMP-A14	Building Asset Condition Assessment		Asset Code: _____ Date: 11-05-2023_____
Name		Servant Quarter	**Pictures**
Location	**Latitude**	32.927095	Residence
	Longitude	73.731435	
Address		Tehsil Road	
Year of Construction		1990	
Land Area (Acres)		0.41	
No. of Stories		Not-Available	
Condition		Fair	
Purpose		Servant Quarter	
No. of Staff		-	
No. of Rooms		-	
Conference/Meeting Room		Yes / No	
Store Room		Yes / No	
Study Room/Book Shelf		Yes / No	
Boundary Wall		Yes / No	
Heating & Cooling Arrangement		Yes / No	
Parking Lots		Yes / No	
Drinking Water Facilities		Yes / No	
Availability and quality of water (based on available water quality test reports)		Yes / No	
Washrooms / Sewerage System		Yes / No	
Separate Washroom for Ladies		Yes / No	
Prayers Area/room		Yes / No	
Furniture		Yes / No	
Electric Appliances (Fans Etc.)		Yes / No	
Machinery & Equipment		Yes / No	
Sports Club		Yes / No	
Staff Attendance System		Yes / No	
Emergency Alarm System		Yes / No	
Fire Fighting System / Equipment		Yes / No	
Ramps for wheel chairs at entry gate		Yes / No	
Security Guard		Yes / No	
Park/lawn outdoor/indoor plantation		Yes / No	

Integrated Development and Asset Management Plan (IDAMP)					
Municipal Committee Jhelum					
Form: IDAMP-A14	Building Asset Condition Assessment			Asset Code: _____ Date: 11-05-2023_____	
Overall Rating					
Average Score	1	2	3	4	5
Asset Condition	Excellent	Good	Fair	Poor	Failing
Category	A	B	C	D	E
Remarks / Requirements					
• Residences are not visited by the team.					
Data Collected By: Mr. Hamza	*Designation: Team Member*		*Sign & Date: 30 May 2023*		
Data Checked By: Mr. M. Fiaz	*Designation: Team Lead*		*Sign & Date: 30 May 2023*		

B. LIBRARY

Sr #	Name	Age (Years)	Condition	Status	Area (Acres)	Book Value (PKR Million)
1	Akram Shaheed Park Library	24	Fair	Functional	0.375	90.95

Integrated Development and Asset Management Plan (IDAMP)			
Municipal Committee Jhelum			
Form: IDAMP-A14	Building Asset Condition Assessment		Asset Code: _____ Date: 10-05-2023_____
Name		Major Muhammad Akram Shaheed (NH) Memorial Library	Pictures
Location	Latitude	32°55'46.63"N	
	Longitude	73°43'49.59"E	
Address		Major Muhammad Akram Shaheed (NH) Memorial park, Jhelum	
Year of Construction		1999	
Land Area (Acres)		0.375	
No. of Stories		1	
Condition		Fair	
Purpose		Library	
No. of Staff		1	
No. of Rooms		1	
Conference/Meeting Room		Yes / No	
Store Room		Yes / No	
Study Room/Book Shelf		Yes / No	
Boundary Wall		Yes / No	
Heating & Cooling Arrangement		Yes / No	
Parking Lots		Yes / No	
Drinking Water Facilities		Yes / No	
Availability and quality of water (based on available water quality test reports)		Yes / No	
Washrooms / Sewerage System		Yes / No	
Separate Washroom for Ladies		Yes / No	
Prayers Area/room		Yes / No	
Furniture		Yes / No	
Electric Appliances (Fans Etc.)		Yes / No	
Machinery & Equipment		Yes / No	
Sports Club		Yes / No	
Staff Attendance System		Yes / No	
Emergency Alarm System		Yes / No	
Fire Fighting System / Equipment		Yes / No	
Ramps for wheel chairs at entry gate		Yes / No	
Security Guard		Yes / No	
Park/lawn outdoor/indoor plantation		Yes / No	

Overall Rating					
Average Score	1	2	3	4	5
Asset Condition	Excellent	Good	Fair	Poor	Failing
Category	A	B	C	D	E

Remarks / Requirements

- Library is inside the park.
- Book Shelves need rehabilitation.
- Lights inside library need rehabilitation.

Integrated Development and Asset Management Plan (IDAMP)		
Municipal Committee Jhelum		
Form: IDAMP-A14	Building Asset Condition Assessment	Asset Code: _____ Date: 10-05-2023_____
Data Collected By: Mr. Hamza	*Designation: Team Member*	*Sign & Date: 30 May 2023*
Data Checked By: Mr. M. Fiaz	*Designation: Team Lead*	*Sign & Date: 30 May 2023*

Shops Summary

Sr #	Name	No.	Age	Condition	Status	Area (square feet)	Cost	New Book Value
1	City Dispencary Market Shop	22	N/A	Good	Functional	109		3264545.45
2	Commercial Market 1	25	N/A	Good	Functional	158		4747500
3	Commercial Market 2	18	N/A	Good	Functional	156		4680000
4	Ghalla Mandi Shops	38	N/A	Good	Functional	163		4894500
5	Jada Market	29	N/A	Good	Functional	126		3780000
6	Kabari Market 1	10	N/A	Good	Functional	120		3600000
7	Kabari Market Tehsil Road	10	N/A	Good	Functional	113		3393000
8	Maternity Home Market	26	N/A	Good	Functional	132		3960000
9	Meedan e Pakistan Road Market	10	N/A	Good	Functional	100		3000000
10	Noulakha Adda Market	9	N/A	Good	Functional	74		2223333.33
11	Raja Bazar Market	18	N/A	Good	Functional	79		2375294.12
12	Tanga Stand Market	15	N/A	Good	Functional	80		2400000
13	Tehsil Road Market	12	1940-1945	Good	Functional	75		2260000
14	Miscellaneous Shops	4	N/A	Good	Functional	123		3690000
15	Shandar Chowk	73	N/A	Good	Functional	88		2646400

C. Shops

Integrated Development and Asset Management Plan (IDAMP)															
Municipal Committee Jhelum															
Form: IDAMP-A17					Shop Asset Condition Assessment								Asset Code: _____ Date: 10-05-2023		
S. #	Shop Code	Property Address	Latitude	Longitude	Area (Sqft)	No of Stories	Property Location Status	Ownership Status	Encroachment Status	Litigation Exist	Current Status	Condition	Tenant Name	Business
1	18004	Near MC Market Shop 4	32.93196833	73.73442833	100	1	Commercial	Owned/ Managed	No	No	Rented/ Leased	Good	Javed Iqbal	BQB Shop
2	16022	Ghalla Mnadi Shop 22	32.92793167	73.73222	255	1	Commercial	Owned/ Managed	No	No	Rented/ Leased	Good	Hamad Arshad	Arhti Shop
3	16030	Ghalla Mnadi Shop 30	32.928175	73.73224333	240	1	Commercial	Owned/ Managed	No	No	Rented/ Leased	Good	Mudasar	Arhti Shop
4	16032	Ghalla Mnadi Shop 32	32.92820167	73.73226	240	1	Commercial	Owned/ Managed	No	No	Rented/ Leased	Good	Muhammad Shabbir	Arhti Shop
5	16035	Ghalla Mnadi Shop 35	32.92845167	73.73231667	240	1	Commercial	Owned/ Managed	No	No	Rented/ Leased	Good	Talat Mehmood	Arti Shop
6	16037	Gala Mandi Shop NO 37	32.92839167	73.73250833	120	2	Commercial	Owned/ Managed	No	No	Rented/ Leased	Good	Muhammad Saleem	Arti Shop
7	2046	Shandar Chowk Shop 46	32.92804833	73.73114	100	1	Commercial	Owned/ Managed	No	No	Rented/ Leased	Good	Muhammad Iqbal SO/ Muhammad Nabbi	Bag Shop
8	2048	Shandar Chowk Shop 48	32.92808333	73.7312	48	1	Commercial	Owned/ Managed	No	No	Rented/ Leased	Good	Irfan Iqbal	Bag Shop
9		Shandar Chowk Shop 54	32.928075	73.73120833	48	1	Commercial	Owned/ Managed	No	No	Rented/ Leased	Good	Muhammad Aslam	Bag Shop
10		Shandar Chowk Shop 56	32.92803	73.7311	48	1	Commercial	Owned/ Managed	No	No	Rented/ Leased	Good	Muhammad Tofique	Bag Shop

Integrated Development and Asset Management Plan (IDAMP)															
Municipal Committee Jhelum															
Form: IDAMP-A17					Shop Asset Condition Assessment								Asset Code: _____ Date: 10-05-2023		
S. #	Shop Code	Property Address	Latitude	Longitude	Area (Sqft)	No of Stories	Property Location Status	Ownership Status	Encroachment Status	Litigation Exist	Current Status	Condition	Tenant Name	Business
11	2062	Shandar Chowk Shop 62	32.92808333	73.73115667	48	1	Commercial	Owned/ Managed	No	No	Rented/ Leased	Good	Saad Ahmed	Bag Shop
12	11001	Kabari Bazar Shop 1	32.92836833	73.73103833	132	1	Commercial	Owned/ Managed	No	No	Rented/ Leased	Good	Muhammad Arslan Khan	Bag Shop
13	2059	Shandar Chowk Shop 59	32.92804333	73.73106167	48	1	Commercial	Owned/ Managed	No	No	Rented/ Leased	Good	Muhammad Aslam	Bag Shop
14		Shandar Chowk Shop 58	32.92803333	73.73115333	48	1	Commercial	Owned/ Managed	No	No	Rented/ Leased	Good	Inam Ul Haq	Bag store
15	11006	Kabari Bazar Shop 6	32.92822333	73.731005	99	1	Commercial	Owned/ Managed	No	No	Rented/ Leased	Good	Muhammad Irfan khan	bag Store
16	4012	Tanga Stand Market Shop 12	32.929845	73.73127667	80	1	Commercial	Owned/ Managed	No	No	Rented/ Leased	Good	Muhammad Usman Butt	barber shop
17	2020	Shandar Chowk Shop 20	32.92820333	73.731345	100	1	Commercial	Owned/ Managed	No	No	Rented/ Leased	Good	Muhammad Aslam	Book Shop
18	2021	Shandar Chowk Shop 21	32.92830167	73.73145167	100	1	Commercial	Owned/ Managed	No	No	Rented/ Leased	Good	Muhammad Umar	Book Shop
19	3009	Maternity Home Market Shop 9	32.93040333	73.730835	132	1	Commercial	Owned/ Managed	No	No	Rented/ Leased	Good	Muhmmad Zaheer Dar	Book Shop
20	3010	Maternity Home Market Shop 10	32.93046	73.73090833	132	1	Commercial	Owned/ Managed	No	No	Rented/ Leased	Good	Muhmmad Zaheer Dar	Book Shop

Integrated Development and Asset Management Plan (IDAMP)															
Municipal Committee Jhelum															
Form: IDAMP-A17					Shop Asset Condition Assessment								Asset Code: _____ Date: 10-05-2023		
S. #	Shop Code	Property Address	Latitude	Longitude	Area (Sqft)	No of Stories	Property Location Status	Ownership Status	Encroachment Status	Litigation Exist	Current Status	Condition	Tenant Name	Business
21	3024	Maternity Home Market Shop 24	32.93062167	73.73106833	132	1	Commercial	Owned/ Managed	No	No	Rented/ Leased	Good	Muhammad Zaheer Dar	Book Shop
22	3025	Maternity Home Market Shop 25	32.93056833	73.73101667	132	1	Commercial	Owned/ Managed	No	No	Rented/ Leased	Good	Muhammad Zaheer Dar	Book Shop
23	1011	Tehsil Road Market Shop 11	32.92756833	73.73137333	105	1	Commercial	Owned/ Managed	No	No	Rented/ Leased	Good	Muhammad Yousaf Dar	Chana Chat Shop
24	5011	Jada Market Shop 11	32.948085	73.71310667	126	1	Commercial	Owned/ Managed	No	No	Rented/ Leased	Good	Haji Munwar Hussain	Chicken Shop
25	5012	Jada Market Shop 12	32.94811333	73.71312167	126	1	Commercial	Owned/ Managed	No	No	Rented/ Leased	Good	Khalid Mehmood	Chicken Shop
26	5015	Jada Market Shop 15	32.94801	73.71324333	126	1	Commercial	Owned/ Managed	No	No	Rented/ Leased	Good	Malik Muhammad Sarwar	Chicken Shop
27	5017	Jada Market Shop 17	32.94794667	73.71330833	126	1	Commercial	Owned/ Managed	No	No	Rented/ Leased	Good	Fatah Muhammad	Chicken Shop
28	4013	Tanga Stand Market Shop 13	32.92980167	73.73130167	80	1	Commercial	Owned/ Managed	No	No	Rented/ Leased	Good	Raja Faras Hayat	Chicken Shop
29	13001	Raja Bazar Market Shop 1	32.92815833	73.73141667	64	1	Commercial	Owned/ Managed	No	No	Rented/ Leased	Good	Sheikh Ijaz Ahmed	Cloth House
30	6002	City Dispencary Market Shop 2	32.92888667	73.73436833	150	1	Commercial	Owned/ Managed	No	No	Rented/ Leased	Good	Khaliq u Zaman	Cloth House

Integrated Development and Asset Management Plan (IDAMP)															
Municipal Committee Jhelum															
Form: IDAMP-A17					Shop Asset Condition Assessment								Asset Code: _____ Date: 10-05-2023		
S. #	Shop Code	Property Address	Latitude	Longitude	Area (Sqft)	No of Stories	Property Location Status	Ownership Status	Encroachment Status	Litigation Exist	Current Status	Condition	Tenant Name	Business
31	6003	City Dispencary Market Shop 3	32.92887833	73.734425	150	1	Commercial	Owned/ Managed	No	No	Rented/ Leased	Good	Nadeem Asghir Sheikh	Cloth House
32	6005	City Dispencary Market Shop 5	32.92887167	73.73442	100	1	Commercial	Owned/ Managed	No	No	Rented/ Leased	Good	Tariq Masood Goendi	Cloth House
33	6007	City Dispencary Market Shop 7	32.92887167	73.73443167	100	1	Commercial	Owned/ Managed	No	No	Rented/ Leased	Good	Awais Khalid	Cloth House
34	6008	City Dispencary Market Shop 8	32.928885	73.73438	100	1	Commercial	Owned/ Managed	No	No	Rented/ Leased	Good	Muhammad Tariq	Cloth House
35	6009	City Dispencary Market Shop 9	32.92888167	73.73436	100	1	Commercial	Owned/ Managed	No	No	Rented/ Leased	Good	Shiekh Muhammad Younas	Cloth House
36	6011	City Dispencary Market Shop 11	32.92891667	73.73445833	100	1	Commercial	Owned/ Managed	No	No	Rented/ Leased	Good	Malik Sohail Ur Rehman	Cloth House
37	6012	City Dispencary Market Shop 12	32.92890667	73.73424167	100	1	Commercial	Owned/ Managed	No	No	Rented/ Leased	Good	Azmat Mehmood	Cloth House
38	6018	City Dispencary	32.928825	73.73418667	100	1	Commercial	Owned/ Managed	No	No	Rented/ Leased	Good	Muhammad Tufail	Cloth House

Integrated Development and Asset Management Plan (IDAMP)															
Municipal Committee Jhelum															
Form: IDAMP-A17					Shop Asset Condition Assessment								Asset Code: _____ Date: 10-05-2023		
S. #	Shop Code	Property Address	Latitude	Longitude	Area (Sqft)	No of Stories	Property Location Status	Ownership Status	Encroachment Status	Litigation Exist	Current Status	Condition	Tenant Name	Business
		Market Shop 18												
39	6020	City Dispencary Market Shop 20	32.92896167	73.73420833	100	1	Commercial	Owned/ Managed	No	No	Rented/ Leased	Good	Sheikh Shahid Jaleel Sethi	Cloth House
40	7006	Commercial Market 1 Shop 6	32.92922	73.731215	220	1	Commercial	Owned/ Managed	No	No	Rented/ Leased	Good	Muhammad Ayub Khan	Cloth House
41	2016	Shandar Chowk Shop 16	32.928375	73.73132333	100	1	Commercial	Owned/ Managed	No	No	Rented/ Leased	Good	Abdul Salam Khokhar	Cloth Shop
42	2017	Shandar Chowk Shop 17	32.92836333	73.73131	100	1	Commercial	Owned/ Managed	No	No	Rented/ Leased	Good	Syed Ali Fawad Zadi	Cloth Shop
43	2018	Shandar Chowk Shop 18	32.92828	73.73127	100	1	Commercial	Owned/ Managed	No	No	Rented/ Leased	Good	Shiekh Muhammad Altaf	Cloth Shop
44	2029	Shandar Chowk Shop 29	32.92822333	73.73128833	100	1	Commercial	Owned/ Managed	No	No	Rented/ Leased	Good	Zafar Iqbal	Cloth Shop
45	2032	Shandar Chowk Shop 32	32.92826	73.73135	100	1	Commercial	Owned/ Managed	No	No	Rented/ Leased	Good	Riaz Ahmed	Cloth Shop
46	2033	Shandar Chowk Shop 33	32.92826	73.73135667	100	1	Commercial	Owned/ Managed	No	No	Rented/ Leased	Good	Riaz Ahmed	Cloth Shop
47	2035	Shandar Chowk Shop 35	32.928365	73.73132	100	1	Commercial	Owned/ Managed	No	No	Rented/ Leased	Good	Muhammad Ammar	Cloth Shop

Integrated Development and Asset Management Plan (IDAMP)															
Municipal Committee Jhelum															
Form: IDAMP-A17					Shop Asset Condition Assessment								Asset Code: _____ Date: 10-05-2023		
S. #	Shop Code	Property Address	Latitude	Longitude	Area (Sqft)	No of Stories	Property Location Status	Ownership Status	Encroachment Status	Litigation Exist	Current Status	Condition	Tenant Name	Business
48	2045	Shandar Chowk Shop 45	32.92801	73.731205	100	1	Commercial	Owned/ Managed	No	No	Rented/ Leased	Good	Kashif Sharid SO/ Muhammad Sharif	Cloth Shop
49	2047	Shandar Chowk Shop 47	32.92796833	73.73115833	48	1	Commercial	Owned/ Managed	No	No	Rented/ Leased	Good	Abdur Rehman SO/Muhammad Iqbal	Cloth Shop
50	2049	Shandar Chowk Shop 49	32.92808	73.73119	48	1	Commercial	Owned/ Managed	No	No	Rented/ Leased	Good	Mirza Abdul Jabbar	Cloth Shop
51	2050	Shandar Chowk Shop 50	32.92813167	73.731175	48	1	Commercial	Owned/ Managed	No	No	Rented/ Leased	Good	Ch Asif Mehmood	Cloth Shop
52	2051	Shandar Chowk Shop 51	32.92813167	73.731185	48	1	Commercial	Owned/ Managed	No	No	Rented/ Leased	Good	Ch Asif Mehmood	Cloth Shop
53	2061	Shandar Chowk Shop 61	32.92809667	73.731105	48	1	Commercial	Owned/ Managed	No	No	Rented/ Leased	Good	Hamza Razzaq	Cloth Shop
54	2063	Shandar Chowk Shop 63	32.92808833	73.73118167	48	1	Commercial	Owned/ Managed	No	No	Rented/ Leased	Good	Shiekh Abdul Rehman	Cloth Shop
55	8017	Commercial Market 2 Shop 17	32.92912667	73.73127833	156	1	Commercial	Owned/ Managed	No	No	Rented/ Leased	Good	Malik Mehmood Ali	Cloth Shop
56	4011	Tanga Stand Market Shop 11	32.92968	73.731185	80	1	Commercial	Owned/ Managed	No	No	Rented/ Leased	Good	Raja Faras Hayat	Cloth Shop

Integrated Development and Asset Management Plan (IDAMP)															
Municipal Committee Jhelum															
Form: IDAMP-A17					Shop Asset Condition Assessment								Asset Code: _____ Date: 10-05-2023		
S. #	Shop Code	Property Address	Latitude	Longitude	Area (Sqft)	No of Stories	Property Location Status	Ownership Status	Encroachment Status	Litigation Exist	Current Status	Condition	Tenant Name	Business
57	11002	Kabari Bazar Shop 2	32.92830833	73.73109167	132	1	Commercial	Owned/ Managed	No	No	Rented/ Leased	Good	Naila Bibi	Cloth Shop
58	11003	Kabari Bazar Shop 3	32.92826833	73.73103	132	1	Commercial	Owned/ Managed	No	No	Rented/ Leased	Good	Gul Muhammad	Cloth Shop
59	1100	Kabari Bazar Shop 4	32.92825333	73.73104	132	1	Commercial	Owned/ Managed	No	No	Rented/ Leased	Good	Muhammad Aslam Khan	Cloth Shop
60	11005	Kabari Bazar Shop 5	32.92824	73.731065	99	1	Commercial	Owned/ Managed	No	No	Rented/ Leased	Good	Muhammad Aslam Khan	Cloth Shop
61	11009	Kabari Bazar 1 Shop 9	32.92816667	73.73089167	99	1	Commercial	Owned/ Managed	No	No	Rented/ Leased	Good	Iftikhar Ali	Cloth Shop
62	11010	Kabari Bazar Shop 10	32.92810667	73.73087	99	1	Commercial	Owned/ Managed	No	No	Rented/ Leased	Good	Gul nawaz khan	Cloth Shop
63	2044	Shandar Chowk Shop 44	32.92812	73.731575	100	1	Commercial	Owned/ Managed	No	No	Rented/ Leased	Good	Nisar Ahmed	cloth shop
64	6021	City Dispencary Market Shop 21	32.92895333	73.73417167	100	1	Commercial	Owned/ Managed	No	No	Rented/ Leased	Good	Nadeem Asghir Sheikh	Clothes shop
65	7021	Commercial Market 1 Shop 21	32.92940667	73.73144833	132	1	Commercial	Owned/ Managed	No	No	Rented/ Leased	Good	Shahid Ullah	Clothes shop
66	4005	Tanga Stand Market Shop 5	32.92955667	73.73114833	80	1	Commercial	Owned/ Managed	No	No	Rented/ Leased	Good	Sajid Mehmood	Clothes shop

Integrated Development and Asset Management Plan (IDAMP)															
Municipal Committee Jhelum															
Form: IDAMP-A17					Shop Asset Condition Assessment								Asset Code: _____ Date: 10-05-2023		
S. #	Shop Code	Property Address	Latitude	Longitude	Area (Sqft)	No of Stories	Property Location Status	Ownership Status	Encroachment Status	Litigation Exist	Current Status	Condition	Tenant Name	Business
67	4006	Tanga Stand Market Shop 6	32.92961167	73.73106	80	1	Commercial	Owned/ Managed	No	No	Rented/ Leased	Good	Sajid Mehmood	Clothes shop
68	4015	Tanga Stand Market Shop 15	32.92957333	73.73120333	80	1	Commercial	Owned/ Managed	No	No	Rented/ Leased	Good	Muhammad Arif Raja	Clothes shop
69	18006	Near MC Market Shop 6	32.931955	73.734515	100	1	Commercial	Owned/ Managed	No	No	Rented/ Leased	Good	Rizwan Riaz Malik	Cold drink cornor
70	2074	Shandar Chowk Shop 74	32.92863167	73.731115	100	1	Commercial	Owned/ Managed	No	No	Rented/ Leased	Good	Asjid Butt	Cooking Center
71	8001	Commercial Market 2 Shop 1	32.92920333	73.7312	156	1	Commercial	Owned/ Managed	No	No	Rented/ Leased	Good	Muhammad Zubair	Cooking Center
72	8018	Commercial Market 2 Shop 18	32.92916333	73.73139	156	1	Commercial	Owned/ Managed	No	No	Rented/ Leased	Good	Muhammad Fayaz	Cooking Center
73	16011	Ghalla Mnadi Shop 11	32.92807333	73.73275167	121	1	Commercial	Owned/ Managed	No	No	Rented/ Leased	Good	Muhammad Sulman Iqbal	cosmetic sotre
74	16012	Ghalla Mnadi Shop 12	32.928055	73.73272333	121	1	Commercial	Owned/ Managed	No	No	Rented/ Leased	Good	Sher Khan	Cosmetic Store
75	18005	Near MC Market Shop 5	32.93191833	73.73444333	100	1	Commercial	Owned/ Managed	No	No	Rented/ Leased	Good	Irfan Ahmed	Courier services
76	2027	Shandar Chowk Shop 27	32.92814	73.73122333	100	1	Commercial	Owned/ Managed	No	No	Rented/ Leased	Good	Muhammad Irfan Sheikh	Crockery Store

Integrated Development and Asset Management Plan (IDAMP)															
Municipal Committee Jhelum															
Form: IDAMP-A17					Shop Asset Condition Assessment								Asset Code: _____ Date: 10-05-2023		
S. #	Shop Code	Property Address	Latitude	Longitude	Area (Sqft)	No of Stories	Property Location Status	Ownership Status	Encroachment Status	Litigation Exist	Current Status	Condition	Tenant Name	Business
77	6001	City Dispencary Market Shop 1	32.92876667	73.73434333	150	1	Commercial	Owned/ Managed	No	No	Rented/ Leased	Good	Khalid Mehmood	Crockery Store
78	6004	City Dispencary Market Shop 4	32.928855	73.73446167	144	1	Commercial	Owned/ Managed	No	No	Rented/ Leased	Good	Tariq Masood Goendi	Crockery Store
79	7001	Commercial Market 1 Shop 1	32.92926167	73.73102667	690	1	Commercial	Owned/ Managed	No	No	Rented/ Leased	Good	Jahnzaib	Crockery Store
80	2002	Shandar Chowk Shop 2	32.92868833	73.73137	100	1	Commercial	Owned/ Managed	No	No	Rented/ Leased	Good	Amir Hussain,Amjid Hussain	Currency Exchange
81	2001	Shandar Chowk Shop 1	32.92887333	73.7315	100	1	Commercial	Owned/ Managed	No	No	Rented/ Leased	Good	Zubair Sultan	Currency Exchange Shop
82	13014	Raja Bazar Market Shop 14	32.92771333	73.73134333	81	1	Commercial	Owned/ Managed	No	No	Rented/ Leased	Good	Muhammad Naeem Dar	Cycle Shop
83	5023	Jada Market Shop 23	32.94789167	73.71280667	126	1	Commercial	Owned/ Managed	No	No	Rented/ Leased	Good	Imran Daud	Dawakhana
84	5007	Jada Market Shop 7	32.94817833	73.71306833	126	1	Commercial	Owned/ Managed	No	No	Rented/ Leased	Good	Muhammad Ijaz	Decoration Shop
85	8007	Commercial Market 2 Shop 7	32.92896667	73.73116833	156	1	Commercial	Owned/ Managed	No	No	Rented/ Leased	Good	Shiekh M Ehsan	Decoration Shop

Integrated Development and Asset Management Plan (IDAMP)															
Municipal Committee Jhelum															
Form: IDAMP-A17					Shop Asset Condition Assessment								Asset Code: _____ Date: 10-05-2023		
S. #	Shop Code	Property Address	Latitude	Longitude	Area (Sqft)	No of Stories	Property Location Status	Ownership Status	Encroachment Status	Litigation Exist	Current Status	Condition	Tenant Name	Business
86	9010	Noulakha Adda Market Shop 9	32.92566667	73.72827667	11	1	Commercial	Owned/ Managed	No	No	Rented/ Leased	Good	Zulfiqar Ali	decoration Shop
87	16014	Ghalla Mnadi Shop 14	32.92806333	73.73258	176	1	Commercial	Owned/ Managed	No	No	Rented/ Leased	Good	Naveed Shazad	Decoration Store
88	1005	Tehsil Road Market Shop 5	32.927375	73.73132	63	1	Commercial	Owned/ Managed	No	No	Rented/ Leased	Good	M.Nadeem Bhatti	Decuration shop
89	13002	Raja Bazar Market Shop 2	32.92804167	73.7313	58	1	Commercial	Owned/ Managed	No	No	Rented/ Leased	Good	Shiek Sajid Sohail	Dry Fruit
90	13003	Raja Bazar Market Shop 3	32.92803167	73.73129667	72	1	Commercial	Owned/ Managed	No	No	Rented/ Leased	Good	Ghulam Hussain	Dry Fruit
91	13004	Raja Bazar Market Shop 4	32.928015	73.73129667	72	1	Commercial	Owned/ Managed	No	No	Rented/ Leased	Good	Mehar Zulfqar Ali Bhatto	Dry Fruit
92	13006	Raja Bazar Market Shop 6	32.92791667	73.731335	72	1	Commercial	Owned/ Managed	No	No	Rented/ Leased	Good	Zeeshan Ahmed	Dry Fruit
93	13008	Raja Bazar Market Shop 8	32.927905	73.73129667	72	1	Commercial	Owned/ Managed	No	No	Rented/ Leased	Good	Muhammad Shakeel Janjua	Dry Fruit
94	13015	Raja Bazar Market Shop 15	32.92751	73.73126167	108	1	Commercial	Owned/ Managed	No	No	Rented/ Leased	Good	Muhammad Zaman	Dry Fruite
95	8002	Commercial Market 2 Shop 2	32.92913333	73.73120833	156	1	Commercial	Owned/ Managed	No	No	Rented/ Leased	Good	Mehmood Ali	Dry Fruite

Integrated Development and Asset Management Plan (IDAMP)															
Municipal Committee Jhelum															
Form: IDAMP-A17					Shop Asset Condition Assessment								Asset Code: _____ Date: 10-05-2023		
S. #	Shop Code	Property Address	Latitude	Longitude	Area (Sqft)	No of Stories	Property Location Status	Ownership Status	Encroachment Status	Litigation Exist	Current Status	Condition	Tenant Name	Business
96	16019	Ghalla Mnadi Shop 19	32.92807833	73.73236667	63	1	Commercial	Owned/ Managed	No	No	Rented/ Leased	Good	Zaheer Hussain Butt	Dry Fruite
97	3018	Maternity Home Market Shop 18	32.93071833	73.73106	132	1	Commercial	Owned/ Managed	No	No	Rented/ Leased	Good	Junaid Hassan	Electric Store
98	3019	Maternity Home Market Shop 19	32.93074333	73.73101167	132	1	Commercial	Owned/ Managed	No	No	Rented/ Leased	Good	Asim Iqbal	Electric Store
99	3026	Maternity Home Market Shop 26	32.93078833	73.73090667	132	1	Commercial	Owned/ Managed	No	No	Rented/ Leased	Good	Muhammad Tariq	Electric Store
100	3023	Maternity Home Market Shop 23	32.930735	73.73111167	132	1	Commercial	Owned/ Managed	No	No	Rented/ Leased	Good	Malik Abdul Majeed	electric store
101	2078	Shandar Chowk Shop 52	32.92805333	73.73122333	48	1	Commercial	Owned/ Managed	No	No	Rented/ Leased	Good	Imran Sohail	Empty
102	13005	Raja Bazar Market Shop 5	32.927985	73.731385	72	1	Commercial	Owned/ Managed	No	No	Rented/ Leased	Good	Muhammad Rafi	Falooda Shop
103	5004	Jada Market Shop 4	32.94823333	73.71296167	126	1	Commercial	Owned/ Managed	No	No	Rented/ Leased	Good	Syed Altaf Hussain Kazmi	fast food point
104	3022	Maternity Home Market Shop 22	32.93066	73.73111333	132	1	Commercial	Owned/ Managed	No	No	Rented/ Leased	Good	Muhammad Ali	filter plants Store
105	5001	Jada Market Shop 1	32.948355	73.71287167	126	1	Commercial	Owned/ Managed	No	No	Rented/ Leased	Good	Ubaid Ullah	Flower Shop

Integrated Development and Asset Management Plan (IDAMP)															
Municipal Committee Jhelum															
Form: IDAMP-A17					Shop Asset Condition Assessment								Asset Code: _____ Date: 10-05-2023		
S. #	Shop Code	Property Address	Latitude	Longitude	Area (Sqft)	No of Stories	Property Location Status	Ownership Status	Encroachment Status	Litigation Exist	Current Status	Condition	Tenant Name	Business
106	5003	Jada Market Shop 3	32.94828167	73.71297	126	1	Commercial	Owned/ Managed	No	No	Rented/ Leased	Good	Muhammad Imran	Flower Shop
107	7003	Commercial Market 1 Shop 3	32.929335	73.73127667	220	1	Commercial	Owned/ Managed	No	No	Rented/ Leased	Good	Muhammad Ateeq Bhatti	flower shop
108		Shandar Chowk Shop 55	32.92795333	73.73111333	48	1	Commercial	Owned/ Managed	No	No	Rented/ Leased	Good	Muhammad Tofique	Food Shop
109	2076	Shandar Chowk Shop 57	32.92801	73.73110667	48	1	Commercial	Owned/ Managed	No	No	Rented/ Leased	Good	Muhammad Aslam	Food shop
110	2066	Shandar Chowk Shop 66	32.92858667	73.73126833	100	1	Commercial	Owned/ Managed	No	No	Rented/ Leased	Good	Zarqa Sohail	Food Shop
111	7013	Commercial Market 1 Shop 13	32.92940333	73.73141	132	1	Commercial	Owned/ Managed	No	No	Rented/ Leased	Good	Muhammad Sadiq	Furniture Shop
112	2072	Shandar Chowk Shop 72	32.92838	73.731165	100	1	Commercial	Owned/ Managed	No	No	Rented/ Leased	Good	Arbaz Naeem	Garment Shop
113	1004	Tehsil Road Market Shop 4	32.92731	73.73139167	63	2	Commercial	Owned/ Managed	No	No	Rented/ Leased	Good	Syed Saad Ali Zadi	Garments
114	7022	Commercial Market 1 Shop 22	32.92932667	73.731255	132	1	Commercial	Owned/ Managed	No	No	Rented/ Leased	Good	jalil Khan	garments shop
115	4008	Tanga Stand Market Shop 8	32.92968167	73.73148667	80	1	Commercial	Owned/ Managed	No	No	Rented/ Leased	Good	Peer Muhammad	garments shop

Integrated Development and Asset Management Plan (IDAMP)															
Municipal Committee Jhelum															
Form: IDAMP-A17					Shop Asset Condition Assessment								Asset Code: _____ Date: 10-05-2023		
S. #	Shop Code	Property Address	Latitude	Longitude	Area (Sqft)	No of Stories	Property Location Status	Ownership Status	Encroachment Status	Litigation Exist	Current Status	Condition	Tenant Name	Business
116	9011	Noulakha Adda Market Shop 2	32.92570167	73.72848333	64	1	Commercial	Owned/ Managed	No	No	Rented/ Leased	Good	Haji Abdul Rehman	Gas Agency
117	2042	72-73 Miscellaneous Shop 42	32.92804833	73.73152833	100	1	Commercial	Owned/ Managed	No	No	Rented/ Leased	Good	Nisar Ali Mughal	General Store
118	7002	Commercial Market 1 Shop 2	32.92935	73.731135	220	1	Commercial	Owned/ Managed	No	No	Rented/ Leased	Good	Muhammad Sadiq	General Store
119	5009	Jada Market Shop 9	32.9482	73.71315333	126	1	Commercial	Owned/ Managed	No	No	Rented/ Leased	Good	Manzoor Elahi	General Store
120	7009	Commercial Market 1 Shop 9	32.92926	73.73139167	132	1	Commercial	Owned/ Managed	No	No	Rented/ Leased	Good	Talat Mehmood	General Store
121	7010	Commercial Market 1 Shop 10	32.929335	73.73144167	132	1	Commercial	Owned/ Managed	No	No	Rented/ Leased	Good	Shokat Ali	General Store
122	4010	Tanga Stand Market Shop 10	32.92957	73.73127333	80	1	Commercial	Owned/ Managed	No	No	Rented/ Leased	Good	Raja Hasaam	General Store
123	16001	Ghalla Mnadi Shop 1	32.92836167	73.73258333	121	1	Commercial	Owned/ Managed	No	No	Rented/ Leased	Good	Arshad Mehmood	General Store
124	16005	Ghalla Mnadi Shop 5	32.92824333	73.732595	121	1	Commercial	Owned/ Managed	No	No	Rented/ Leased	Good	Muhammad Manzoor	General Store
125	16006	Ghalla Mnadi Shop 6	32.92832833	73.73258	121	1	Commercial	Owned/ Managed	No	No	Rented/ Leased	Good	Muhammad Haris Shazad	General Store

Integrated Development and Asset Management Plan (IDAMP)															
Municipal Committee Jhelum															
Form: IDAMP-A17					Shop Asset Condition Assessment								Asset Code: _____ Date: 10-05-2023		
S. #	Shop Code	Property Address	Latitude	Longitude	Area (Sqft)	No of Stories	Property Location Status	Ownership Status	Encroachment Status	Litigation Exist	Current Status	Condition	Tenant Name	Business
126	16013	Ghalla Mnadi Shop 13	32.928065	73.73260333	121	1	Commercial	Owned/ Managed	No	No	Rented/ Leased	Good	Kaka Noor Muhammad	General Store
127	16015	Ghalla Mnadi Shop 15	32.92804667	73.73255667	176	1	Commercial	Owned/ Managed	No	No	Rented/ Leased	Good	Muhammad Qayum	General Store
128	16017	Ghalla Mnadi Shop 17	32.92803333	73.73248833	63	1	Commercial	Owned/ Managed	No	No	Rented/ Leased	Good	Tahir Mehmood	General Store
129	16018	Ghalla Mnadi Shop 18	32.92806167	73.73244	63	1	Commercial	Owned/ Managed	No	No	Rented/ Leased	Good	Taj Din	General Store
130	16020	Ghalla Mnadi Shop 20	32.92800167	73.732355	320	1	Commercial	Owned/ Managed	No	No	Rented/ Leased	Good	Muhammad Nadeem	General Store
131	16021	Ghalla Mnadi Shop 21	32.92801333	73.732355	320	1	Commercial	Owned/ Managed	No	No	Rented/ Leased	Good	Abdul Majeed	General Store
132	16025	Ghalla Mnadi Shop 25	32.928145	73.73231167	240	1	Commercial	Owned/ Managed	No	No	Rented/ Leased	Good	Mirzaultan	General Store
133	16041	Ghalla Mnadi Shop 27	32.92808333	73.73233667	240	1	Commercial	Owned/ Managed	No	No	Rented/ Leased	Good	Tanveeralee emi	General Store
134	2014	Shandar Chowk Shop 14	32.928375	73.73125167	100	1	Commercial	Owned/ Managed	No	No	Rented/ Leased	Good	Muhammad Sadiq	General store
135	2013	Shandar Chowk Shop 13	32.92845833	73.73131667	100	1	Commercial	Owned/ Managed	No	No	Rented/ Leased	Good	Zeeshan Khan	Gift Center
136	4004	Tanga Stand Market Shop 4	32.92957333	73.73119333	80	1	Commercial	Owned/ Managed	No	No	Rented/ Leased	Good	Tahir Rafique	godam

Integrated Development and Asset Management Plan (IDAMP)															
Municipal Committee Jhelum															
Form: IDAMP-A17					Shop Asset Condition Assessment								Asset Code: _____ Date: 10-05-2023		
S. #	Shop Code	Property Address	Latitude	Longitude	Area (Sqft)	No of Stories	Property Location Status	Ownership Status	Encroachment Status	Litigation Exist	Current Status	Condition	Tenant Name	Business
137	3021	Maternity Home Market Shop 21	32.93082333	73.73092	132	1	Commercial	Owned/ Managed	No	No	Rented/ Leased	Good	Sallah ud Din Ahmed	godam
138	16023	Ghalla Mnadi Shop 23	32.92797667	73.73218	255	1	Commercial	Owned/ Managed	No	No	Rented/ Leased	Good	Shiekh Arshad Mehmood, Asif Mehmood	Goudam
139	4009	Tanga Stand Market Shop 9	32.929605	73.73126167	80	1	Commercial	Owned/ Managed	No	No	Rented/ Leased	Good	Peer Muhammad	Grocery Shop
140	6022	City Dispencary Market Shop 22	32.92857833	73.73411667	100	1	Commercial	Owned/ Managed	No	No	Rented/ Leased	Good	Muhammad Usman	Hakeem Shop
141	2036	Shandar Chowk Shop 36	32.92820667	73.73144333	100	1	Commercial	Owned/ Managed	No	No	Rented/ Leased	Good	Rizwan Akhtar	Hardware
142	2037	Shandar Chowk Shop 37	32.92824167	73.73149	100	1	Commercial	Owned/ Managed	No	No	Rented/ Leased	Good	Shiekh Muhammad Shafique	Hardware Shop
143	2043	Shandar Chowk Shop 43	32.92821167	73.73167667	100	1	Commercial	Owned/ Managed	No	No	Rented/ Leased	Good	Tariq Mehmood	Hardware Shop
144	2038	Shandar Chowk Shop 38	32.92831167	73.731535	100	1	Commercial	Owned/ Managed	No	No	Rented/ Leased	Good	Shiekh Saleem Parvaz	Hardware Store
145	2040	Shandar Chowk Shop 40	32.92832667	73.73156667	100	1	Commercial	Owned/ Managed	No	No	Rented/ Leased	Good	Shazad Shiekh	Hardware store

Integrated Development and Asset Management Plan (IDAMP)															
Municipal Committee Jhelum															
Form: IDAMP-A17					Shop Asset Condition Assessment								Asset Code: _____ Date: 10-05-2023		
S. #	Shop Code	Property Address	Latitude	Longitude	Area (Sqft)	No of Stories	Property Location Status	Ownership Status	Encroachment Status	Litigation Exist	Current Status	Condition	Tenant Name	Business
146	2041	Shandar Chowk Shop 41	32.92816167	73.73168167	100	1	Commercial	Owned/ Managed	No	No	Rented/ Leased	Good	Tahir Iqbal	Hardware Store
147	5002	Jada Market Shop 2	32.94828833	73.71295667	126	1	Commercial	Owned/ Managed	No	No	Rented/ Leased	Good	Muhammad Yaqoob Khan	Hotel
148	7011	Commercial Market 1 Shop 11	32.92935167	73.73146333	132	1	Commercial	Owned/ Managed	No	No	Rented/ Leased	Good	Waseem Khan	Hotel
149	5028	Jada Market Shop 28	32.94816167	73.71283	126	1	Commercial	Owned/ Managed	No	No	Rented/ Leased	Good	Atta Ur Rehman	Hotel
150	4001	Tanga Stand Market Shop 1	32.92964333	73.73109333	80	1	Commercial	Owned/ Managed	No	No	Rented/ Leased	Good	Muhammad Sufyan	Hotel
151	16038	Gala Mandi Shop No 38	32.92835	73.73252	120	2	Commercial	Owned/ Managed	No	No	Rented/ Leased	Good	Muhammad Sajid	Hotel
152	18002	Near MC Market Shop 2	32.93197333	73.73433833	100	1	Commercial	Owned/ Managed	No	No	Rented/ Leased	Good	Saleem Akhtar Mir	Hotel
153		Near MC Market Shop 8	32.931855	73.734525	100	1	Commercial	Owned/ Managed	No	No	Rented/ Leased	Good	Muhammad Saad	Hotel
154	7004	Commercial Market 1 Shop 4	32.92930667	73.73117667	220	1	Commercial	Owned/ Managed	No	No	Rented/ Leased	Good	Raja Muhammad Sulman	hotel
155	4003	Tanga Stand Market Shop 3	32.92968167	73.73119667	80	1	Commercial	Owned/ Managed	No	No	Rented/ Leased	Good	Tahir Rafique	Ice Cream Shop

Integrated Development and Asset Management Plan (IDAMP)															
Municipal Committee Jhelum															
Form: IDAMP-A17					Shop Asset Condition Assessment								Asset Code: _____ Date: 10-05-2023		
S. #	Shop Code	Property Address	Latitude	Longitude	Area (Sqft)	No of Stories	Property Location Status	Ownership Status	Encroachment Status	Litigation Exist	Current Status	Condition	Tenant Name	Business
156	18001	Near MC Market Shop 1	32.93204167	73.73432	100	1	Commercial	Owned/ Managed	No	No	Rented/ Leased	Good	Muhammad Naveed Anjum Asim	ice cream Shop
157	18007	Near MC Market Shop 7	32.93180333	73.73448667	100	1	Commercial	Owned/ Managed	No	No	Rented/ Leased	Good	Zeeshan Ghafoor	Internet CafÃ©
158	7016	Commercial Market 1 Shop 16	32.92943333	73.731535	132	1	Commercial	Owned/ Managed	No	No	Rented/ Leased	Good	Muhammad Javad	Iron Shop
159	3011	Maternity Home Market Shop 11	32.93050333	73.730945	132	1	Commercial	Owned/ Managed	No	No	Rented/ Leased	Good	Jahangir Hussain	Iron Shop
160	3012	Maternity Home Market Shop 12	32.93052667	73.73086	132	1	Commercial	Owned/ Managed	No	No	Rented/ Leased	Good	Jahangir Hussain	Iron Shop
161	3013	Maternity Home Market Shop 13	32.93044333	73.730945	132	1	Commercial	Owned/ Managed	No	No	Rented/ Leased	Good	Jahangir Hussain	Iron Shop
162	3014	Maternity Home Market Shop 14	32.93041667	73.731025	132	1	Commercial	Owned/ Managed	No	No	Rented/ Leased	Good	Mirza Javeer Iqbl	Iron Shop
163	3015	Maternity Home Market Shop 15	32.93046333	73.73108833	132	1	Commercial	Owned/ Managed	No	No	Rented/ Leased	Good	Jahangir Hussain	Iron Shop
164	4007	Tanga Stand Market Shop 7	32.92955833	73.73120333	80	1	Commercial	Owned/ Managed	No	No	Rented/ Leased	Good	Shiekh Muhammad Iqbal	Jewelry Shop

Integrated Development and Asset Management Plan (IDAMP)															
Municipal Committee Jhelum															
Form: IDAMP-A17					Shop Asset Condition Assessment								Asset Code: _____ Date: 10-05-2023		
S. #	Shop Code	Property Address	Latitude	Longitude	Area (Sqft)	No of Stories	Property Location Status	Ownership Status	Encroachment Status	Litigation Exist	Current Status	Condition	Tenant Name	Business
165	6013	City Dispencary Market Shop 13	32.928975	73.73429	100	1	Commercial	Owned/ Managed	No	No	Rented/ Leased	Good	Shiekh Amir Shazad	Jewlers Shop
166	6014	City Dispencary Market Shop 14	32.92898	73.73424167	100	1	Commercial	Owned/ Managed	No	No	Rented/ Leased	Good	Muhammad Akmal Nayar	Jewlers Shop
167	6016	City Dispencary Market Shop 16	32.92880833	73.73409333	100	1	Commercial	Owned/ Managed	No	No	Rented/ Leased	Good	Malik Sohail Ur Rehman	Jewlers Shop
168	7023	Commercial Market 1 Shop 23	32.929235	73.73123833	132	1	Commercial	Owned/ Managed	No	No	Rented/ Leased	Good	Muhammad Shafi	Jewlers Shop
169	2064	Shandar Chowk Shop 64	32.928785	73.73120333	100	1	Commercial	Owned/ Managed	No	No	Rented/ Leased	Good	Ali Raza	Juice Corner
170	13009	Raja Bazar Market Shop 9	32.92789167	73.73125667	81	1	Commercial	Owned/ Managed	No	No	Rented/ Leased	Good	Syed Muhammd Hashim	Juice Shop
171	13010	Raja Bazar Market Shop 10	32.92781667	73.73131167	81	1	Commercial	Owned/ Managed	No	No	Rented/ Leased	Good	Muhammad Sarwar	Juice Shop
172	12001	Kabari Market Tehsil Road Shop 1	32.92622667	73.73138167	120	1	Commercial	Owned/ Managed	No	No	Rented/ Leased	Good	Hafiz Lateef Ullah	Kabari Shop
173	12002	Kabari Market Tehsil Road Shop 2	32.92610833	73.731315	120	1	Commercial	Owned/ Managed	No	No	Rented/ Leased	Good	Muhammad Ikram Qurashi	Kabari Shop

Integrated Development and Asset Management Plan (IDAMP)															
Municipal Committee Jhelum															
Form: IDAMP-A17					Shop Asset Condition Assessment								Asset Code: _____ Date: 10-05-2023		
S. #	Shop Code	Property Address	Latitude	Longitude	Area (Sqft)	No of Stories	Property Location Status	Ownership Status	Encroachment Status	Litigation Exist	Current Status	Condition	Tenant Name	Business
174	12003	Kabari Market Tehsil Road Shop 3	32.92651333	73.73131167	120	1	Commercial	Owned/ Managed	No	No	Rented/ Leased	Good	Muhammad Ikram Qurashi	Kabari Shop
175	12004	Kabari Market Tehsil Road Shop 4	32.92621	73.73116333	120	1	Commercial	Owned/ Managed	No	No	Rented/ Leased	Good	Hafiz Lateef Ullah	Kabari Shop
176	12005	Kabari Market Tehsil Road Shop 5	32.92621333	73.73118	120	1	Commercial	Owned/ Managed	No	No	Rented/ Leased	Good	Alaf Allah	Kabari Shop
177	12006	Kabari Market Tehsil Road Shop 6	32.92614667	73.73114667	120	1	Commercial	Owned/ Managed	No	No	Rented/ Leased	Good	Alaf Allah	Kabari Shop
178	12007	Kabari Market Tehsil Road Shop 7	32.92614	73.73116167	120	1	Commercial	Owned/ Managed	No	No	Rented/ Leased	Good	IKhlaq Ahmed	Kabari Shop
179	12008	Kabari Market Tehsil Road Shop 8	32.92618167	73.73104667	120	1	Commercial	Owned/ Managed	No	No	Rented/ Leased	Good	Mehmood	Kabari Shop
180	12009	Kabari Market Tehsil Road Shop 9	32.926115	73.73105167	120	1	Commercial	Owned/ Managed	No	No	Rented/ Leased	Good	Mehmood Ahmed	Kabari Shop
181	12010	Kabari Market Tehsil Road Shop 10	32.92599667	73.730935	120	1	Commercial	Owned/ Managed	No	No	Rented/ Leased	Good	Muhammad Imran	Kabari Shop
182	2039	Shandar Chowk Shop 39	32.92822167	73.731625	100	1	Commercial	Owned/ Managed	No	No	Rented/ Leased	Good	Shiekh Muhammad Shafique	Karrakri Store
183	5008	Jada Market Shop 8	32.94818833	73.71314833	126	1	Commercial	Owned/ Managed	No	No	Rented/ Leased	Good	Sohaib Younas	karyana Store

Integrated Development and Asset Management Plan (IDAMP)															
Municipal Committee Jhelum															
Form: IDAMP-A17					Shop Asset Condition Assessment								Asset Code: _____ Date: 10-05-2023		
S. #	Shop Code	Property Address	Latitude	Longitude	Area (Sqft)	No of Stories	Property Location Status	Ownership Status	Encroachment Status	Litigation Exist	Current Status	Condition	Tenant Name	Business
184	7020	Commercial Market 1 Shop 20	32.92942833	73.731425	132	1	Commercial	Owned/ Managed	No	No	Rented/ Leased	Good	Muhammad Jawad	Karyana Store
185	8003	Commercial Market 2 Shop 3	32.92914333	73.731295	156	1	Commercial	Owned/ Managed	No	No	Rented/ Leased	Good	Malik Muhammad Akbar	Karyana Store
186	8008	Commercial Market 2 Shop 8	32.92897167	73.731145	156	1	Commercial	Owned/ Managed	No	No	Rented/ Leased	Good	M Ahmed Ehsan	karyana store
187	8012	Commercial Market 2 Shop 12	32.92902833	73.73140333	156	1	Commercial	Owned/ Managed	No	No	Rented/ Leased	Good	Sheikh Muhammad Ehsan	karyana store
188	2030	Shandar Chowk Shop 30	32.92828667	73.73124667	100	1	Commercial	Owned/ Managed	No	No	Rented/ Leased	Good	Ali Raza	Krakkri Shop
189	5021	Jada Market Shop 21	32.94800667	73.71274667	126	1	Commercial	Owned/ Managed	No	No	Rented/ Leased	Good	Sajid Ameen	krayana store
190	13016	Raja Bazar Market Shop 16	32.92766167	73.73131167	99	1	Commercial	Owned/ Managed	No	No	Rented/ Leased	Good	Muhammad Usman	Kula Shop
191	9001	Noulakha Adda Market Shop 1	32.92575167	73.72883833	480	1	Commercial	Owned/ Managed	No	No	Rented/ Leased	Good	Muhammad Razaq, Iftikhar Ahmed	lakri goudam
192	9002	Noulakha Adda Market Shop 3	32.92569	73.728675	64	1	Commercial	Owned/ Managed	No	No	Rented/ Leased	Good	Shakeela Begum	Mechanic Shop
193	9004	Noulakha Adda Market Shop 4	32.925695	73.72842667	64	1	Commercial	Owned/ Managed	No	No	Rented/ Leased	Good	Munir Hussain	Mechanic Shop

Integrated Development and Asset Management Plan (IDAMP)															
Municipal Committee Jhelum															
Form: IDAMP-A17					Shop Asset Condition Assessment								Asset Code: _____ Date: 10-05-2023		
S. #	Shop Code	Property Address	Latitude	Longitude	Area (Sqft)	No of Stories	Property Location Status	Ownership Status	Encroachment Status	Litigation Exist	Current Status	Condition	Tenant Name	Business
194	9005	Noulakha Adda Market Shop 5	32.92564333	73.728395	64	1	Commercial	Owned/ Managed	No	No	Rented/ Leased	Good	Inam Elahi	Mechanic Shop
195	9072	Noulakha Adda Market Shop 6	32.92571667	73.72833833	64	1	Commercial	Owned/ Managed	No	No	Rented/ Leased	Good	Abdul Rasheed	Mechanic Shop
196	9006	Noulakha Adda Market Shop 8	32.92558667	73.72831333	64	1	Commercial	Owned/ Managed	No	No	Rented/ Leased	Good	Sarfraz Ahmed	Mechanic Shop
197	3002	Maternity Home Market Shop 2	32.930615	73.73070833	132	1	Commercial	Owned/ Managed	No	No	Rented/ Leased	Good	Arshad Javad Qurashi	milk shop
198	2034	Shandar Chowk Shop 34	32.92836167	73.73132167	100	1	Commercial	Owned/ Managed	No	No	Rented/ Leased	Good	Muhammad Atique	Mobile Shop
199	2067	Shandar Chowk Shop 67	32.92856	73.73137167	100	1	Commercial	Owned/ Managed	No	No	Rented/ Leased	Good	Layqat Ali	Mobile Shop
200	2069	Shandar Chowk Shop 69	32.92840167	73.73113667	100	1	Commercial	Owned/ Managed	No	No	Rented/ Leased	Good	Malik Nabeel So/ Malik Farooz	Mobile Shop
201	2070	Shandar Chowk Shop 70	32.928385	73.73119333	100	1	Commercial	Owned/ Managed	No	No	Rented/ Leased	Good	Danyal Naeem	Mobile Shop
202	2071	Shandar Chowk Shop 71	32.92842667	73.731355	100	1	Commercial	Owned/ Managed	No	No	Rented/ Leased	Good	Danyal Naeem	Mobile Shop
203	5024	Jada Market Shop 24	32.94788	73.712795	126	1	Commercial	Owned/ Managed	No	No	Rented/ Leased	Good	Adeel Javeed	Mobile Shop

Integrated Development and Asset Management Plan (IDAMP)															
Municipal Committee Jhelum															
Form: IDAMP-A17					Shop Asset Condition Assessment								Asset Code: _____ Date: 10-05-2023		
S. #	Shop Code	Property Address	Latitude	Longitude	Area (Sqft)	No of Stories	Property Location Status	Ownership Status	Encroachment Status	Litigation Exist	Current Status	Condition	Tenant Name	Business
204	5026	Jada Market Shop 26	32.94780833	73.71280667	126	1	Commercial	Owned/ Managed	No	No	Rented/ Leased	Good	Muhammad Munir	Mobile Shop
205	5027	Jada Market Shop 27	32.948065	73.71282167	126	1	Commercial	Owned/ Managed	No	No	Rented/ Leased	Good	Muhammad Munir	Mobile Shop
206	16008	Ghalla Mnadi Shop 8	32.92828	73.73268667	121	1	Commercial	Owned/ Managed	No	No	Rented/ Leased	Good	Iftikhar Ahmed	Mobile Shop
207	5025	Jada Market Shop 25	32.94789	73.71273667	126	1	Commercial	Owned/ Managed	No	No	Rented/ Leased	Good	Adeel Javeed	mobile Shop
208	16031	Ghalla Mnadi Shop 31	32.92815167	73.732135	240	1	Commercial	Owned/ Managed	No	No	Rented/ Leased	Good	Adnan Sarwar	mobile Shop
209	2004	Shandar Chowk Shop 4	32.92871167	73.73105833	100	1	Commercial	Owned/ Managed	No	No	Rented/ Leased	Good	Nasir Zaman	Money Exchange
210	2005	Shandar Chowk Shop 5	32.92863833	73.73143167	100	1	Commercial	Owned/ Managed	No	No	Rented/ Leased	Good	Muhammad Waseem	Money Exchange
211	2006	Shandar Chowk Shop 6	32.92865667	73.73141	100	1	Commercial	Owned/ Managed	No	No	Rented/ Leased	Good	Muhammad Rafiq Tariq	Money Exchange
212	2007	Shandar Chowk Shop 7	32.92858	73.73129	100	1	Commercial	Owned/ Managed	No	No	Rented/ Leased	Good	Muhammad Nadeem Khan	Money Exchange
213	2008	Shandar Chowk Shop 8	32.92845333	73.73129833	100	1	Commercial	Owned/ Managed	No	No	Rented/ Leased	Good	Muhammad Arshad	Money Exchange
214	2009	Shandar Chowk Shop 9	32.92847833	73.73130667	100	1	Commercial	Owned/ Managed	No	No	Rented/ Leased	Good	Muhammad Ashraf Raza	Money Exchange

Integrated Development and Asset Management Plan (IDAMP)															
Municipal Committee Jhelum															
Form: IDAMP-A17					Shop Asset Condition Assessment								Asset Code: _____ Date: 10-05-2023		
S. #	Shop Code	Property Address	Latitude	Longitude	Area (Sqft)	No of Stories	Property Location Status	Ownership Status	Encroachment Status	Litigation Exist	Current Status	Condition	Tenant Name	Business
215	8004	Commercial Market 2 Shop 4	32.92899	73.73122333	156	1	Commercial	Owned/ Managed	No	No	Rented/ Leased	Good	Ijaz Khan	Motercycle Showroom
216	8005	Commercial Market 2 Shop 5	32.929035	73.73100833	156	1	Commercial	Owned/ Managed	No	No	Rented/ Leased	Good	Ijaz Khan	Motercycle Showroom
217	10004	Railway Road Shop	32.92740333	73.727865	100	1	Commercial	Owned/ Managed	No	No	Rented/ Leased	Good	Raja Sajid Nawaz	Motorcycle Show Room
218	8015	Commercial Market 2 Shop 15	32.92910333	73.73144667	156	1	Commercial	Owned/ Managed	No	No	Rented/ Leased	Good	Ijaz Khan	motorcycle showroom office
218	18003	Near MC Market Shop 3	32.93195	73.73439333	100	1	Commercial	Owned/ Managed	No	No	Rented/ Leased	Good	Iftikhar Ahmed	Nan Shop
219	8016	Commercial Market 2 Shop 16	32.929085	73.73127667	156	1	Commercial	Owned/ Managed	No	No	Rented/ Leased	Good	Khalid Javid	Office
220	2015	Shandar Chowk Shop 15	32.92842167	73.73133167	100	1	Commercial	Owned/ Managed	No	No	Rented/ Leased	Good	Abdul Salam, Abdul Rehman	Optical Center
221	7005	Commercial Market 1 Shop 5	32.92924667	73.73121833	220	1	Commercial	Owned/ Managed	No	No	Rented/ Leased	Good	Adeel Irfan	Optics Shop
222	8011	Commercial Market 2 Shop 11	32.928865	73.7314	156	1	Commercial	Owned/ Managed	No	No	Rented/ Leased	Good	Nadeem Rasheed	Paan Shop

Integrated Development and Asset Management Plan (IDAMP)															
Municipal Committee Jhelum															
Form: IDAMP-A17					Shop Asset Condition Assessment								Asset Code: _____ Date: 10-05-2023		
S. #	Shop Code	Property Address	Latitude	Longitude	Area (Sqft)	No of Stories	Property Location Status	Ownership Status	Encroachment Status	Litigation Exist	Current Status	Condition	Tenant Name	Business
223	2028	Shandar Chowk Shop 28	32.9282	73.73129167	100	1	Commercial	Owned/ Managed	No	No	Rented/ Leased	Good	Muhammad Irfan Sheikh	Pan Shop
224	5022	Jada Market Shop 22	32.94793	73.71283333	126	1	Commercial	Owned/ Managed	No	No	Rented/ Leased	Good	Imran Daud	pan shop
225	8010	Commercial Market 2 Shop 10	32.92885	73.73141	156	1	Commercial	Owned/ Managed	No	No	Rented/ Leased	Good	Nadeem Rasheed	pan shop
226	1007	Tehsil Road Market Shop 7	32.92735833	73.73135667	63	1	Commercial	Owned/ Managed	No	No	Rented/ Leased	Good	Inam ul Haq Dar	Perfume Shop
227	2075	Shandar Chowk Shop 75	32.928595	73.73115833	100	1	Commercial	Owned/ Managed	No	No	Rented/ Leased	Good	Naveed Iqbal, Waheed Islam	Photo State Shop
228	18008	Near MC Market Shop 9	32.93182	73.73458167	100	1	Commercial	Owned/ Managed	No	No	Rented/ Leased	Good	Ansar Mehmood	Photo State Shop
229	2024	Shandar Chowk Shop 24	32.92805167	73.73131667	100	1	Commercial	Owned/ Managed	No	No	Rented/ Leased	Good	Shabaz Akram	Photostate Shop
230	2025	Shandar Chowk Shop 25	32.92807333	73.73130333	100	1	Commercial	Owned/ Managed	No	No	Rented/ Leased	Good	Shabaz Akram	Photostate Shop
231	2026	Shandar Chowk Shop 26	32.92808333	73.73132667	100	1	Commercial	Owned/ Managed	No	No	Rented/ Leased	Good	Usman Ali	Photostate Shop
232	5013	Jada Market Shop 13	32.94805333	73.71316167	126	1	Commercial	Owned/ Managed	No	No	Rented/ Leased	Good	Adnan Sarwar	Photostate Shop

Integrated Development and Asset Management Plan (IDAMP)															
Municipal Committee Jhelum															
Form: IDAMP-A17					Shop Asset Condition Assessment								Asset Code: _____ Date: 10-05-2023		
S. #	Shop Code	Property Address	Latitude	Longitude	Area (Sqft)	No of Stories	Property Location Status	Ownership Status	Encroachment Status	Litigation Exist	Current Status	Condition	Tenant Name	Business
233	16010	Ghalla Mnadi Shop 10	32.92816	73.73272333	121	1	Commercial	Owned/ Managed	No	No	Rented/ Leased	Good	Muhammad Ali	plastic shop
234	11008	Kabari Bazar Shop 8	32.928305	73.73085667	108	1	Commercial	Owned/ Managed	No	No	Rented/ Leased	Good	Muhammad Waheed Khan	Plastic Store
235	16002	Ghalla Mnadi Shop 2	32.92823667	73.73257167	121	1	Commercial	Owned/ Managed	No	No	Rented/ Leased	Good	Hadier Ali	Plastic Store
236	16003	Ghalla Mnadi Shop 3	32.92826833	73.73251833	121	1	Commercial	Owned/ Managed	No	No	Rented/ Leased	Good	Muhammad Imran	Plastic Store
237	16004	Ghalla Mnadi Shop 4	32.92826333	73.73256833	121	1	Commercial	Owned/ Managed	No	No	Rented/ Leased	Good	Muhammad Aftab	Plastic Store
238	5010	Jada Market Shop 10	32.94811667	73.71306	126	1	Commercial	Owned/ Managed	No	No	Rented/ Leased	Good	Muhmmad Fayaz Butt	poultry Shop
239	5016	Jada Market Shop 16	32.94794667	73.71322667	126	1	Commercial	Owned/ Managed	No	No	Rented/ Leased	Good	Mian Ashfaq Hussain	Poultry Shop
240	5014	Jada Market Shop 14	32.94801333	73.71318833	126	1	Commercial	Owned/ Managed	No	No	Rented/ Leased	Good	Ikhlaq Ahmed	poultry Shop Works
241	18010	Near MC Market Shop 10	32.93185	73.73457833	100	1	Commercial	Owned/ Managed	No	No	Rented/ Leased	Good	Sajid Hussain Dar	refreshment Shop
242	8014	Commercial Market 2 Shop 14	32.92908333	73.73131667	156	1	Commercial	Owned/ Managed	No	No	Rented/ Leased	Good	Ijaz Khan	Repairing Shop
243	3001	Maternity Home Market Shop 1	32.930615	73.73067667	132	1	Commercial	Owned/ Managed	No	No	Rented/ Leased	Good	Muhammad Sadiq	Sanitary Shop

Integrated Development and Asset Management Plan (IDAMP)															
Municipal Committee Jhelum															
Form: IDAMP-A17					Shop Asset Condition Assessment								Asset Code: _____ Date: 10-05-2023		
S. #	Shop Code	Property Address	Latitude	Longitude	Area (Sqft)	No of Stories	Property Location Status	Ownership Status	Encroachment Status	Litigation Exist	Current Status	Condition	Tenant Name	Business
244	3006	Maternity Home Market Shop 6	32.93045167	73.73068667	132	1	Commercial	Owned/ Managed	No	No	Rented/ Leased	Good	Arshad Mehmood Dar	Sanitary Shop
245	3007	Maternity Home Market Shop 7	32.930495	73.730795	132	1	Commercial	Owned/ Managed	No	No	Rented/ Leased	Good	Amjid Hussain Dar	Sanitary Shop
246	3016	Maternity Home Market Shop 16	32.93061167	73.73102	132	1	Commercial	Owned/ Managed	No	No	Rented/ Leased	Good	Bilal Abbas	Sanitary Shop
247	3017	Maternity Home Market Shop 17	32.93062167	73.73093833	132	1	Commercial	Owned/ Managed	No	No	Rented/ Leased	Good	Bilal Abbas	Sanitary Shop
248	16024	Ghalla Mnadi Shop 24	32.92799333	73.73212	255	1	Commercial	Owned/ Managed	No	No	Rented/ Leased	Good	Shiekh Arshad Mehmood, Asif Mehmood	seed Shop
249	8009	Commercial Market 2 Shop 9	32.92892	73.731215	156	1	Commercial	Owned/ Managed	No	No	Rented/ Leased	Good	Muhmmad Ismail	shoe shop
250	4014	Tanga Stand Market Shop 14	32.929715	73.73108833	80	1	Commercial	Owned/ Managed	No	No	Rented/ Leased	Good	Khalid Mehmood	shoe shop
251	8006	Commercial Market 2 Shop 6	32.92897167	73.73107	156	1	Commercial	Owned/ Managed	No	No	Rented/ Leased	Good	Muhammad Bilal Mavia	shoe shop
252	1003	Tehsil Road Market Shop 3	32.92726833	73.73152167	63	2	Commercial	Owned/ Managed	No	No	Rented/ Leased	Good	Shazad Khuram Ch	Shoes shop

Integrated Development and Asset Management Plan (IDAMP)															
Municipal Committee Jhelum															
Form: IDAMP-A17					Shop Asset Condition Assessment								Asset Code: _____ Date: 10-05-2023		
S. #	Shop Code	Property Address	Latitude	Longitude	Area (Sqft)	No of Stories	Property Location Status	Ownership Status	Encroachment Status	Litigation Exist	Current Status	Condition	Tenant Name	Business
253	1006	Tehsil Road Market Shop 6	32.92744833	73.73133667	63	2	Commercial	Owned/ Managed	No	No	Rented/ Leased	Good	Bashrat Shareef	Shoes shop
254	1008	Tehsil Road Market Shop 8	32.92743833	73.73141833	63	1	Commercial	Owned/ Managed	No	No	Rented/ Leased	Good	Shazad Rashhed	Shoes shop
255	1009	Tehsil Road Market Shop 9	32.92749333	73.73137	90	1	Commercial	Owned/ Managed	No	No	Rented/ Leased	Good	Aman Ul Haq	Shoes shop
256	1010	Tehsil Road Market Shop 10	32.92752833	73.73140667	99	1	Commercial	Owned/ Managed	No	No	Rented/ Leased	Good	Muhammad Zia Kayani	Shoes shop
257	1012	Tehsil Road Market Shop 12	32.92759667	73.7314	108	1	Commercial	Owned/ Managed	No	No	Rented/ Leased	Good	Asjid Tahir	Shoes shop
258	2031	Shandar Chowk Shop 31	32.92824833	73.731315	100	1	Commercial	Owned/ Managed	No	No	Rented/ Leased	Good	Niaz Begum	Shoes Shop
259	2065	Shandar Chowk 65	32.928575	73.73116833	100	1	Commercial	Owned/ Managed	No	No	Rented/ Leased	Good	Muhammad Waseem	Shoes Shop
260	6006	City Dispencary Market Shop 6	32.92883833	73.73442833	100	1	Commercial	Owned/ Managed	No	No	Rented/ Leased	Good	Nadeem Asghir Sheikh	Shoes shop
261	6017	City Dispencary Market Shop 17	32.92881667	73.73408833	100	1	Commercial	Owned/ Managed	No	No	Rented/ Leased	Good	Nadeem Akhtar	Shoes shop

Integrated Development and Asset Management Plan (IDAMP)															
Municipal Committee Jhelum															
Form: IDAMP-A17					Shop Asset Condition Assessment								Asset Code: _____ Date: 10-05-2023		
S. #	Shop Code	Property Address	Latitude	Longitude	Area (Sqft)	No of Stories	Property Location Status	Ownership Status	Encroachment Status	Litigation Exist	Current Status	Condition	Tenant Name	Business
262	6019	City Dispencary Market Shop 19	32.92884167	73.73417333	100	1	Commercial	Owned/ Managed	No	No	Rented/ Leased	Good	Fakhur Ul Haq Sethi	Shoes shop
263	7014	Commercial Market 1 Shop 14	32.92936833	73.73157833	132	1	Commercial	Owned/ Managed	No	No	Rented/ Leased	Good	Faraz Ahmed	Shoes Shop
264	7019	Commercial Market 1 Shop 19	32.92933167	73.73142167	132	1	Commercial	Owned/ Managed	No	No	Rented/ Leased	Good	Jahnzaib	Shoes shop
265	7024	Commercial Market 1 Shop 24	32.92934167	73.731325	132	1	Commercial	Owned/ Managed	No	No	Rented/ Leased	Good	Muhammad Ashfaq	Shoes Shop
266	8013	Commercial Market 2 Shop 13	32.928985	73.73129833	156	1	Commercial	Owned/ Managed	No	No	Rented/ Leased	Good	Ijaz Ahmed	Shoes Shop
267	4002	Tanga Stand Market Shop 2	32.92964667	73.73107	80	1	Commercial	Owned/ Managed	No	No	Rented/ Leased	Good	Shiekh Mehmood Ahmed	Shoes Shop
268	3003	Maternity Home Market Shop 3	32.93055833	73.73074167	132	1	Commercial	Owned/ Managed	No	No	Rented/ Leased	Good	Irfan Ahmed Qurashi	Shoes shop
269	3004	Maternity Home Market Shop 4	32.93055	73.73069833	132	1	Commercial	Owned/ Managed	No	No	Rented/ Leased	Good	Irfan Ahmed Qurashi	Shoes shop
270	10003	Sulman Paras Shop	32.92580167	73.72959833	100	1	Commercial	Owned/ Managed	No	No	Rented/ Leased	Good	Muhammad Shabaz	Shoes Shop
271	16007	Ghalla Mnadi Shop 7	32.92827667	73.73261167	121	1	Commercial	Owned/ Managed	No	No	Rented/ Leased	Good	Hadier Ali	shoes shop

Integrated Development and Asset Management Plan (IDAMP)															
Municipal Committee Jhelum															
Form: IDAMP-A17					Shop Asset Condition Assessment								Asset Code: _____ Date: 10-05-2023		
S. #	Shop Code	Property Address	Latitude	Longitude	Area (Sqft)	No of Stories	Property Location Status	Ownership Status	Encroachment Status	Litigation Exist	Current Status	Condition	Tenant Name	Business
272	16009	Ghalla Mnadi Shop 9	32.92816333	73.732785	121	1	Commercial	Owned/ Managed	No	No	Rented/ Leased	Good	Asim Iqbal	shoes shop
273	16016	Ghalla Mnadi Shop 16	32.92805333	73.73257333	176	1	Commercial	Owned/ Managed	No	No	Rented/ Leased	Good	Muhammad Akbar Khan	shoes shop
274	13017	Raja Bazar Market Shop 17	32.92763167	73.73137	99	1	Commercial	Owned/ Managed	No	No	Rented/ Leased	Good	Ch Bashrat Ali	Shoes Shop & Watch Shop
275	2068	Shandar Chowk Shop 68	32.928505	73.73127	100	1	Commercial	Owned/ Managed	No	No	Rented/ Leased	Good	Usama Latif, Muhammad Abubakar Nadeem	Shopping Mall
276	3020	Maternity Home Market Shop 20	32.93078333	73.73092	132	1	Commercial	Owned/ Managed	No	No	Rented/ Leased	Good	Shabbir Ahmed Dar	Spareparts Shop
277	2010	Shandar Chowk Shop 10	32.92851	73.73104	100	1	Commercial	Owned/ Managed	No	No	Rented/ Leased	Good	Shazad Akram	Stationary Shop
278	2011	Shandar Chowk Shop 11	32.92852333	73.73125	100	1	Commercial	Owned/ Managed	No	No	Rented/ Leased	Good	Aqaal Rasheed Khokhar	Stationary Shop
279	7017	Commercial Market 1 Shop 17	32.92945167	73.73149333	132	1	Commercial	Owned/ Managed	No	No	Rented/ Leased	Good	Abdul Rasheed	steel welding
280	7018	Commercial Market 1 Shop 18	32.92946	73.73147667	132	1	Commercial	Owned/ Managed	No	No	Rented/ Leased	Good	Abdul Rasheed	steel welding

Integrated Development and Asset Management Plan (IDAMP)															
Municipal Committee Jhelum															
Form: IDAMP-A17					Shop Asset Condition Assessment								Asset Code: _____ Date: 10-05-2023		
S. #	Shop Code	Property Address	Latitude	Longitude	Area (Sqft)	No of Stories	Property Location Status	Ownership Status	Encroachment Status	Litigation Exist	Current Status	Condition	Tenant Name	Business
281	7008	Commercial Market 1 Shop 8	32.929235	73.73136167	220	1	Commercial	Owned/ Managed	No	No	Rented/ Leased	Good	Muhammad Sajjad	suiting store
282	5005	Jada Market Shop 5	32.94821833	73.71298333	126	1	Commercial	Owned/ Managed	No	No	Rented/ Leased	Good	Muhammad Azmat	Sweet Shop
283	5020	Jada Market Shop 20	32.94820333	73.71273667	126	1	Commercial	Owned/ Managed	No	No	Rented/ Leased	Good	Arif Gul	sweet shop
284	7012	Commercial Market 1 Shop 12	32.929285	73.73144	132	1	Commercial	Owned/ Managed	No	No	Rented/ Leased	Good	Talat Mehmood	Tailor Shop
285	9007	Noulakha Adda Market Shop 7	32.92562333	73.728385	64	1	Commercial	Owned/ Managed	No	No	Rented/ Leased	Good	Haris Ali	Tailor Shop
286	3008	Maternity Home Market Shop 8	32.93047333	73.73081833	132	1	Commercial	Owned/ Managed	No	No	Rented/ Leased	Good	Ijaz Ahmed	Tailor Shop
287	11007	Kabari Bazar Shop 7	32.928125	73.73103833	99	1	Commercial	Owned/ Managed	No	No	Rented/ Leased	Good	Sarfraz Khan	Talar Shop
288	2077	Shandar Chowk Shop 53	32.92819333	73.731215	48	1	Commercial	Owned/ Managed	No	No	Rented/ Leased	Good	Muhammad Iqbal	Tea Khokha
289	2060	Shandar Chowk Shop 60	32.92809667	73.73104	48	1	Commercial	Owned/ Managed	No	No	Rented/ Leased	Good	Muhammad Aslam	Tea Stall
290	5019	Jada Market Shop 19	32.948205	73.712745	126	1	Commercial	Owned/ Managed	No	No	Rented/ Leased	Good	Arif Gul	tea stall

Integrated Development and Asset Management Plan (IDAMP)															
Municipal Committee Jhelum															
Form: IDAMP-A17					Shop Asset Condition Assessment								Asset Code: _____ Date: 10-05-2023		
S. #	Shop Code	Property Address	Latitude	Longitude	Area (Sqft)	No of Stories	Property Location Status	Ownership Status	Encroachment Status	Litigation Exist	Current Status	Condition	Tenant Name	Business
291	1001	Tehsil Road Market Shop 1	32.92733333	73.731475	64	1	Commercial	Owned/ Managed	No	No	Rented/ Leased	Good	Khuram Shazad	Tikka Shop
292	2022	Shandar Chowk Shop 22	32.92802667	73.73137	100	1	Commercial	Owned/ Managed	No	No	Rented/ Leased	Good	Naeem Ashraf	Tikka Shop
293	2023	Shandar Chowk Shop 23	32.92802	73.73137	100	1	Commercial	Owned/ Managed	No	No	Rented/ Leased	Good	Naeem Ashraf	Tikka Shop
294	13007	Raja Bazar Market Shop 7	32.927905	73.73133333	72	1	Commercial	Owned/ Managed	No	No	Rented/ Leased	Good	Muhammad Abdullah	Toy Shop
295	13013	Raja Bazar Market Shop 13	32.92779667	73.73128333	81	1	Commercial	Owned/ Managed	No	No	Rented/ Leased	Good	Muhammad Hanif	Toy Shop
296	13011	Raja Bazar Market Shop 11	32.92779167	73.731305	81	1	Commercial	Owned/ Managed	No	No	Rented/ Leased	Good	Muhammad Boota	Toys shop
297	7025	Commercial Market 1	32.92946333	73.731515	120	2	Commercial	Owned/ Managed	No	No	Rented/ Leased	Good	Irfan Sarwar	Toys Shop
298	2012	Shandar Chowk Shop 12	32.92846333	73.7313	100	1	Commercial	Owned/ Managed	No	No	Rented/ Leased	Good	Muhammad Yousaf	Travel Agency
299	5006	Jada Market Shop 6	32.94819	73.713015	126	1	Commercial	Owned/ Managed	No	No	Rented/ Leased	Good	Shabbir Ahmed	Trunk House
300	7015	Commercial Market 1 Shop 15	32.92941333	73.73156	132	1	Commercial	Owned/ Managed	No	No	Rented/ Leased	Good	Muhammad Faheem	Trunk House

Integrated Development and Asset Management Plan (IDAMP)															
Municipal Committee Jhelum															
Form: IDAMP-A17					Shop Asset Condition Assessment								Asset Code: _____ Date: 10-05-2023		
S. #	Shop Code	Property Address	Latitude	Longitude	Area (Sqft)	No of Stories	Property Location Status	Ownership Status	Encroachment Status	Litigation Exist	Current Status	Condition	Tenant Name	Business
301	5029	Jada Market Shop 29	32.948285	73.71268167	126	1	Commercial	Owned/ Managed	No	No	Rented/ Leased	Good	Abid Hussain	tuck Shop
302	5018	Jada Market Shop 18	32.94820167	73.71204	126	1	Commercial	Owned/ Managed	No	No	Rented/ Leased	Good	Safdar Ali	Tyre Shop
303	14001	Wagon Stand Market	32.93193667	73.72964167	100	1	Commercial	Owned/ Managed	No	No	Rented/ Leased	Good	Umer Farooq	Tyre Shop
304	14002	Wagon Stand	32.93205667	73.72968	100	1	Commercial	Owned/ Managed	No	No	Rented/ Leased	Good	Imran Raza	Tyre Shop
305	16040	Gala Mandi	32.92807333	73.73216833	120	2	Commercial	Owned/ Managed	No	No	Rented/ Leased	Good	Vacant	Vacant
306	1602	Ghalla Mnadi Shop 29	32.928135	73.7323	240	1	Commercial	Owned/ Managed	No	No	Rented/ Leased	Good	Nadeem Sohail	Vegetable Shop
307	16027	Ghalla Mnadi Shop 28	32.928365	73.73222167	240	1	Commercial	Owned/ Managed	No	No	Rented/ Leased	Good	Hamiouyan Aziz Loan	Vegetable Shop
308	16033	Ghalla Mnadi Shop 33	32.92838833	73.73226167	240	1	Commercial	Owned/ Managed	No	No	Rented/ Leased	Good	Raja Nadeemohail	Vegetable Shop
309	16034	Ghalla Mnadi Shop 34	32.928445	73.73238833	240	1	Commercial	Owned/ Managed	No	No	Rented/ Leased	Good	Raja Nadeem Sohail	Vegetable Shop
310	16036	Ghalla Mnadi Shop 36	32.92851167	73.73239667	240	1	Commercial	Owned/ Managed	No	No	Rented/ Leased	Good	Fasial Mehmood	Vegetable Shop
311	1002	Tehsil Road Market Shop 2	32.92725833	73.73156667	60	2	Commercial	Owned/ Managed	No	No	Rented/ Leased	Good	Asim Iqbal	watch shop

Integrated Development and Asset Management Plan (IDAMP)															
Municipal Committee Jhelum															
Form: IDAMP-A17					Shop Asset Condition Assessment								Asset Code: _____ Date: 10-05-2023		
S. #	Shop Code	Property Address	Latitude	Longitude	Area (Sqft)	No of Stories	Property Location Status	Ownership Status	Encroachment Status	Litigation Exist	Current Status	Condition	Tenant Name	Business
312	13012	Raja Bazar Market Shop 12	32.92777667	73.73137167	81	1	Commercial	Owned/ Managed	No	No	Rented/ Leased	Good	Muhammad Iqbal	Watch Shop
313	2019	Shandar Chowk Shop 19	32.92831333	73.73132333	100	1	Commercial	Owned/ Managed	No	No	Rented/ Leased	Good	Waqar Ali Zadi	Watch shop
314	3005	Maternity Home Market Shop 5	32.93056	73.73079333	132	1	Commercial	Owned/ Managed	No	No	Rented/ Leased	Good	Abdul Rasheed	watch shop
315	2003	Shandar Chowk Shop 3	32.92869833	73.73142667	100	1	Commercial	Owned/ Managed	No	No	Rented/ Leased	Good	Awais Mujataba Ali Mehmood	Western Union
316	6010	City Dispencary Market Shop 10	32.92888167	73.73436	100	1	Commercial	Owned/ Managed	No	No	Rented/ Leased	Good	Zubair khan	Zaree House
317	6015	City Dispencary Market Shop 15	32.92879167	73.734095	100	1	Commercial	Owned/ Managed	No	No	Rented/ Leased	Good	Khuram Shazad	Zaree House
318	7007	Commercial Market 1 Shop 7	32.92930833	73.73129333	220	1	Commercial	Owned/ Managed	No	No	Rented/ Leased	Good	Muhammad Sajjad	Zaree House
319	18004	Near MC Market Shop 4	32.93196833	73.73442833	100	1	Commercial	Owned/ Managed	No	No	Rented/ Leased	Good	Javed Iqbal	BQB Shop
Average Score		1			2			3			4		5		

Integrated Development and Asset Management Plan (IDAMP)															
Municipal Committee Jhelum															
Form: IDAMP-A17					Shop Asset Condition Assessment								Asset Code: _____ Date: 10-05-2023		
S. #	Shop Code	Property Address	Latitude	Longitude	Area (Sqft)	No of Stories	Property Location Status	Ownership Status	Encroachment Status	Litigation Exist	Current Status	Condition	Tenant Name	Business	
Asset Condition		Excellent			Good			Fair			Poor		Failing		
Category		A			B			C			D		E		
Data Collected By: Mr. Hamza					*Designation: Team Member*						*Sign & Date: 30 May 2023*				
Data Checked By: Mr. M. Fiaz					*Designation: Team Lead*						*Sign & Date: 30 May 2023*				

5. Public Places

A. SLAUGHTER HOUSE

Sr #	Name	Age (Years)	Condition	Status	Area (Acres)	Book Value (PKR Million)
1	IslamPura Slaughter House	33	Poor	Functional	0.11	18.025

Integrated Development and Asset Management Plan (IDAMP)					
Municipal Committee ___					
Form: IDAMP-A15	Slaughterhouse Asset Condition Assessment				Asset Code: _____ Date: _____
Name		Islam Pura Slaughter House			Pictures
Location	Latitude	32°56'57.01"N			
	Longitude	73°43'13.30"E			
Address		Islam Pura, Jhelum			
Year of Construction		1990			
Total Area (Acres)		0.11			
Ownership		MC			
Slaughter Capacity (Per Day)	Larger Animals	Not-Available			
	Smaller Animals	Not-Available			
Supervisor		Yes	No		
Doctor's Room		Yes	No		
Inhabitation Facility		Yes	No		
Slaughtering Hall		Yes	No		
Evisceration Hall		Yes	No		
Meat Cutting Room		Yes	No		
Blood Collection Arrangements		Yes	No		
Skin Storage Room		Yes	No		
Tools Disinfectant System		Yes	No		
Health and Hygiene SOPs		Yes	No		
Refrigeration / Storage System		Yes	No		
Separate Facility for Sick Animals		Yes	No		
Water Supply System		Yes	No		
Drainage & Disposal Facility		Yes	No		
Solid Waste Collection Facility		Yes	No		
Boundary Wall & Gate		Yes	No		
Approach Road Condition		Good	Fair	Poor	
Civil Structure Condition		Good	Fair	Poor	

Overall Rating					
Average Score	1	2	3	4	5
Asset Condition	Excellent	Good	Fair	Poor	Failing
Category	A	B	C	D	E

Remarks / Requirements		
Data Collected By: Mr. Hamza	*Designation: Team Member*	*Sign & Date: 30 May 2023*
Data Checked By: Mr. M. Fiaz	*Designation: Team Lead*	*Sign & Date: 30 May 2023*

B. BUS STAND

Sr #	Name	Age (Years)	Condition	Status	Area (Acres)	Book Value (PKR Million)
1	Wagon Stand	Not Available	Fair	Functional	0.125	38.5

Integrated Development and Asset Management Plan (IDAMP)					
Municipal Committee Jhelum					
Form: IDAMP-A12		Bus Stand Asset Condition Assessment			Asset Code: _____ Date: 10-05-2023_____
Name		Wagon Stand			Pictures
Location	Latitude	32.935348			
	Longitude	73.717861			
Address		Jhelum Cantt			
Year of Construction		Not-Available			
Last Major Renovation		Not-Available			
Area (Acres)		0.125			
Ownership		Private			
Class		A	B	C	D
Designed Capacity of Vehicles	Buses	Not-Available			
	Coasters	Not-Available			
	Wagons	Not-Available			
Daily parking of vehicles (based on information provided by MC)	Buses	Not-Available			
	Coasters	Not-Available			
	Wagons	Not-Available			
	Rickshaws	Not-Available			
Distance from the urban area		Not-Available			
Security	At Entry	Yes		No	
	At Exit	Yes		No	
Gate	At Entry	Yes		No	
	At Exit	Yes		No	
Waiting Area	Men	Yes		No	
	Families	Yes		No	
Washroom	Male	Yes		No	
	Female	Yes		No	
Prayer Room	Male	Yes		No	
	Female	Yes		No	
Administration Office		Yes		No	
Parking Stand	Rickshaw	Yes		No	
	Cars	Yes		No	
Fuel Outlets		Yes		No	
Reception Desk		Yes		No	
Ticketing System		Yes		No	

Integrated Development and Asset Management Plan (IDAMP)						
Municipal Committee Jhelum						
Form: IDAMP-A12		Bus Stand Asset Condition Assessment				Asset Code: _____ Date: 10-05-2023_____
Tuck Shop		Yes	No			
Workshop		Yes	No			
Ablution Area		Yes	No			
Pedestrian		Yes	No			
Green Spaces		Yes	No			
Water Drinking Arrangement		Yes	No			
Water Disposal Arrangement		Yes	No			
Boarding Shed		Yes	No			
Workshops		Yes	No			
Lighting		Yes	No			
Boundary Wall		Yes	No			
Flooring & Pavement	Type	Not-Available				
	Condition	Good	Fair	Poor		
Overall Rating						
Average Score	1	2	3	4	5	
Asset Condition	Excellent	Good	Fair	Poor	Failing	
Category	A	B	C	D	E	
Remarks / Requirements						
• It was privately operated and managed. • It is not included in MC Assets.						
Data Collected By: Mr. Hamza		*Designation: Team Member*		*Sign & Date: 30 May 2023*		
Data Checked By: Mr. M. Fiaz		*Designation: Team Lead*		*Sign & Date: 30 May 2023*		

B. PARKS

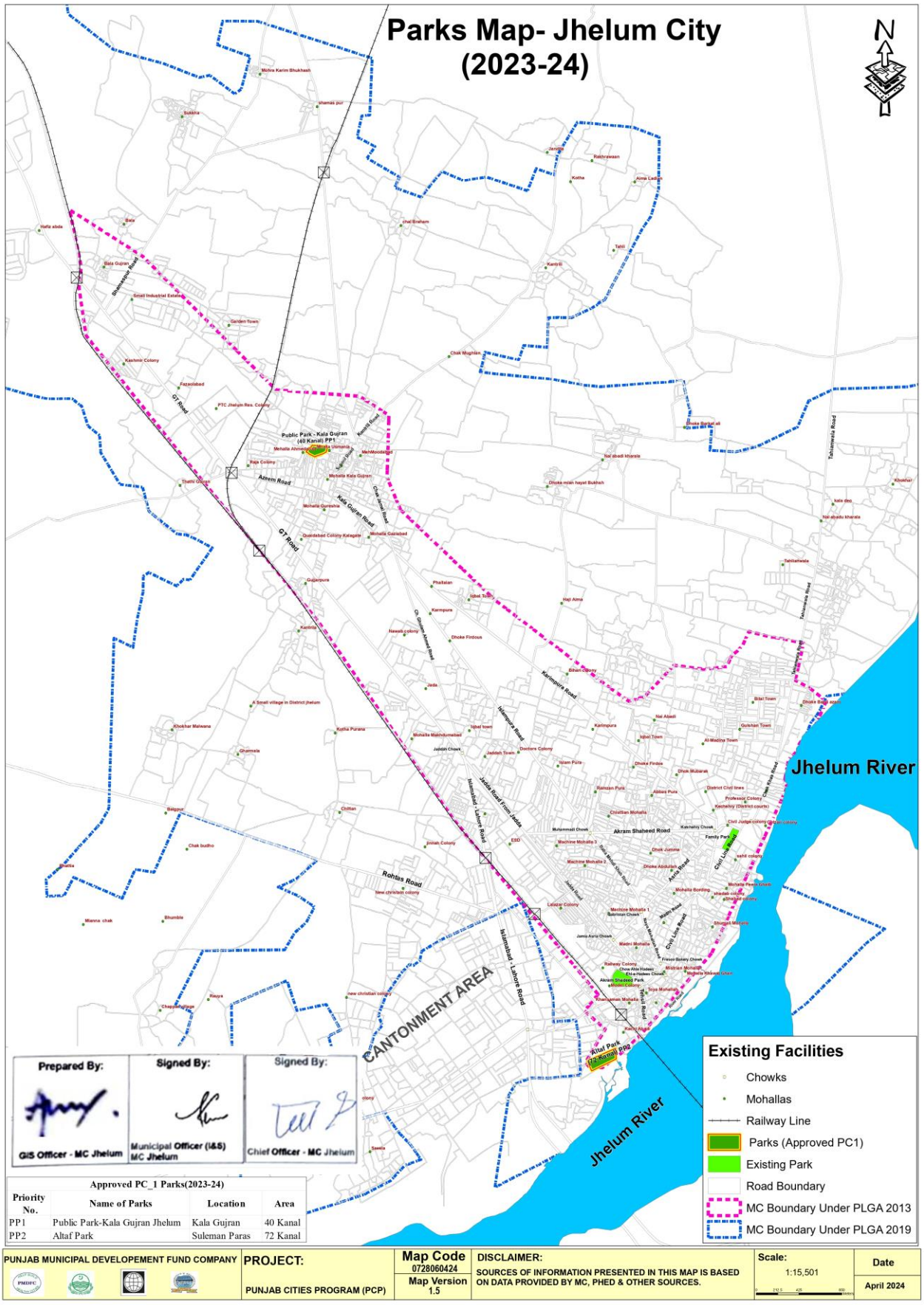

Approved PC_1 Parks(2023-24)

Priority No.	Name of Parks	Location	Area
PP1	Public Park-Kala Gujran Jhelum	Kala Gujran	40 Kanal
PP2	Altaf Park	Suleman Paras	72 Kanal

Sr #	Name	Age (Years)	Condition	Status	Area (Acres)	Book Value (PKR Million)
1	Altaf Park	29	Poor	Non-functional	9	1501.5
2	Akram Saheed Park	24	Fair	Functional	2	336
3	Machine Mohallah Park	24	Fair	Functional	0.22	33.6

Integrated Development and Asset Management Plan (IDAMP)				
Municipal Committee Jhelum				
Form: IDAMP-A10	**Park Asset Condition Assessment**			**Asset Code: _____ Date: 10-05-2023_____**

Name		Altaf Park		**Pictures**
Location	**Latitude**	32°55'21.44"N		
	Longitude	73°43'42.78"E		
Area In Acres		8.2		
Ownership-Owned by MC or possession allocated to MC by any other department (documents available)		1994 MC		
Turfing Condition		Good	**Fair**	Poor
Approach Road		**Good**	Fair	Poor
Parking Lots		**Yes**	No	
Canteen Availability		Yes	**No**	
Average number of daily visitors (based on the assessment of MC staff)		Not-Available		
Any illegal occupants or encroachments observed-if yes, type		Yes	**No**	
Security system		Yes	**No**	
Watering & Irrigation				
Tube Well		Yes	**No**	
Water Supply from Municipal System		**Yes**	No	
Water Tank		Yes	**No**	
Pumping Unit		Yes	**No**	
Distribution Pipe Lines		**Yes**	No	
Valves		**Yes**	No	
Sprinkler System		Yes	**No**	
Ground water storage reservoirs/ponds		Yes	**No**	
Landscaping & Plantation				
Grass Beds		Yes	**No**	
Flower Beds		Yes	**No**	
Hedges		Yes	**No**	
Plants		**Yes**	No	
Number of trees and species (based on readily available information at MC)		Not-Available		
Lights				
Total Number		Not-Available		
Poles		**Yes**	Non-Functional	
Cables		**Yes**	No	
Brackets And Lights		Yes	**No**	
Bulbs And Tubes		Yes	**No**	
Control Units		Yes	**No**	
Structures				
No. of Toilets	Gents	0		

Integrated Development and Asset Management Plan (IDAMP)			
Municipal Committee Jhelum			
Form: IDAMP-A10	**Park Asset Condition Assessment**		**Asset Code: _____ Date: 10-05-2023_____**
	Ladies	0	
Condition of Toilets	Gents	-	
	Ladies	-	
Buildings		Yes	No
Fountains & Water Fall Structure		Yes	No
Walkways		Yes	No
Jogging tracks		Yes	No
Ramps at entry gates for wheel chairs		Yes	No
Bridges & Culverts		Yes	No
Play Area		Yes	No
Gazebos		Yes	No
Benches/ sitting arrangements		Yes	No
Boundary Wall & Gate		Yes	No
Toilets		Yes	No
Lakes & Brooks		Yes	No
Mechanical Equipment			
Pumping Units		Yes	No
Swings		Yes	No
Children Games		Yes	No
Fixtures		Yes	No
Benches		Yes	No
Sanitation & Water Supply			
Litter Bins		Yes	No
Condition of SWM		Fair	
Toilet Fixtures		Yes	No
Sewerage System		Yes	No
Vegetation Cuttings & Disposal		Yes	No
Drinking water availability and quality (based on availability of water quality test reports)		Not-Available	
Water Pipes		Yes	No
HR			
Security Guards		Yes	No
Landscape Experts		Yes	No
Mali / Beldaar (Number)		Yes	No

Overall Rating					
Average Score	1	2	3	4	5
Asset Condition	Excellent	Good	Fair	Poor	Failing
Category	A	B	C	D	E

Remarks / Requirements
• No remarks

Data Collected By: Mr. Hamza	*Designation: Team Member*	*Sign & Date: 30 May 2023*

Integrated Development and Asset Management Plan (IDAMP)		
Municipal Committee Jhelum		
Form: IDAMP-A10	**Park Asset Condition Assessment**	**Asset Code: _____ Date: 10-05-2023_____**
Data Checked By: Mr. M. Fiaz	*Designation: Team Lead*	*Sign & Date: 30 May 2023*

Integrated Development and Asset Management Plan (IDAMP)		
Municipal Committee Jhelum		
Form: IDAMP-A10	**Park Asset Condition Assessment**	**Asset Code: _____ Date: 10-05-2023_____**

Name		Akram Shaheed Park			**Pictures**
Location	**Latitude**	32°55'48.10"N			
	Longitude	73°43'50.91"E			
Area In Acres		1.14			
Ownership-Owned by MC or possession allocated to MC by any other department (documents available)		MC			
Turfing Condition		Good	Fair	Poor	
Approach Road		Good	Fair	Poor	
Parking Lots		Yes	No		
Canteen Availability		Yes	No		
Average number of daily visitors (based on the assessment of MC staff)		Not-Available			
Any illegal occupants or encroachments observed-if yes, type		Yes	No		
Security system		Yes	No		
Watering & Irrigation					
Tube Well			Yes	No	
Water Supply from Municipal System			Yes	No	
Water Tank			Yes	No	
Pumping Unit			Yes	No	
Distribution Pipe Lines			Yes	No	
Valves			Yes	No	
Sprinkler System			Yes	No	
Ground water storage reservoirs/ponds			Yes	No	
Landscaping & Plantation					
Grass Beds			Yes	No	
Flower Beds			Yes	No	
Hedges			Yes	No	
Plants			Yes	No	
Number of trees and species			Not-Available		

(based on readily available information at MC)			
Lights			
Total Number		Not-Available	
Poles		Yes	No
Cables		Yes	No
Brackets And Lights		Yes	No
Bulbs And Tubes		Yes	No
Control Units		Yes	No
Structures			
No. of Toilets	Gents	0	
	Ladies	0	
Condition of Toilets	Gents	-	
	Ladies	-	
Buildings		Yes	No
Fountains & Water Fall Structure		Yes	No
Walkways		Yes	No
Jogging tracks		Yes	No
Ramps at entry gates for wheel chairs		Yes	No
Bridges & Culverts		Yes	No
Play Area		Yes	No
Gazebos		Yes	No
Benches/ sitting arrangements		Yes	No
Boundary Wall & Gate		Yes	No
Toilets		Yes	No
Lakes & Brooks		Yes	No
Mechanical Equipment			
Pumping Units		Yes	No
Swings		Yes	No
Children Games		Yes	No
Fixtures		Yes	No
Benches		Yes	No
Sanitation & Water Supply			
Litter Bins		Yes	No
Condition of SWM		Fair	
Toilet Fixtures		Yes	No
Sewerage System		Yes	No
Vegetation Cuttings & Disposal		Yes	No
Drinking water availability and quality (based on availability of water quality test reports)		Not-Available	
Water Pipes		Yes	No
HR			
Security Guards		Yes	No
Landscape Experts		Yes	No
Mali / Beldaar (Number)		Yes	1

Overall Rating					
Average Score	1	2	3	4	5
Asset Condition	Excellent	Good	Fair	Poor	Failing
Category	A	B	C	D	E

Remarks / Requirements

- No remarks

Data Collected By: Mr. Hamza	*Designation: Team Member*	*Sign & Date: 30 May 2023*
Data Checked By: Mr. M. Fiaz	*Designation: Team Lead*	*Sign & Date: 30 May 2023*

Integrated Development and Asset Management Plan (IDAMP)				
Municipal Committee Jhelum				
Form: IDAMP-A10	**Park Asset Condition Assessment**			**Asset Code: _____ Date: 10-05-2023_____**
Name		Machine Mohalla Park		**Pictures**
Location	**Latitude**	32°56'1.22"N		
	Longitude	73°43'38.93"E		
Area In Acres		0.25		
Ownership-Owned by MC or possession allocated to MC by any other department (documents available)		MC		
Turfing Condition		Good	Fair	Poor
Approach Road		Good	Fair	Poor
Parking Lots		Yes	No	
Canteen Availability		Yes	No	
Average number of daily visitors (based on the assessment of MC staff)		Not-Available		
Any illegal occupants or encroachments observed-if yes, type		Yes	No	
Security system		Yes	No	
Watering & Irrigation				
Tube Well		Yes	No	
Water Supply from Municipal System		Yes	No	
Water Tank		Yes	No	
Pumping Unit		Yes	No	
Distribution Pipe Lines		Yes	No	
Valves		Yes	No	
Sprinkler System		Yes	No	
Ground water storage reservoirs/ponds		Yes	No	
Landscaping & Plantation				
Grass Beds		Yes	No	
Flower Beds		Yes	No	
Hedges		Yes	No	
Plants		Yes	No	
Number of trees and species (based on readily available information at MC)		Not-Available		
Lights				
Total Number		Not-Available		
Poles		Yes	No	
Cables		Yes	No	
Brackets And Lights		Yes	No	
Bulbs And Tubes		Yes	No	
Control Units		Yes	No	
Structures				
No. of Toilets	Gents	0		
	Ladies	0		
Condition of Toilets	Gents	-		

Ladies	-	
Buildings	Yes	No
Fountains & Water Fall Structure	Yes	No
Walkways	Yes	No
Jogging tracks	Yes	No
Ramps at entry gates for wheel chairs	Yes	No
Bridges & Culverts	Yes	No
Play Area	Yes	No
Gazebos	Yes	No
Benches/ sitting arrangements	Yes	No
Boundary Wall & Gate	Yes	No
Toilets	Yes	No
Lakes & Brooks	Yes	No
Mechanical Equipment		
Pumping Units	Yes	No
Swings	Yes	No
Children Games	Yes	No
Fixtures	Yes	No
Benches	Yes	No
Sanitation & Water Supply		
Litter Bins	Yes	No
Condition of SWM	Fair	
Toilet Fixtures	Yes	No
Sewerage System	Yes	No
Vegetation Cuttings & Disposal	Yes	No
Drinking water availability and quality (based on availability of water quality test reports)	Not-Available	
Water Pipes	Yes	No
HR		
Security Guards	Yes	No
Landscape Experts	Yes	No
Mali / Beldaar (Number)	Yes	No

Overall Rating					
Average Score	1	2	3	4	5
Asset Condition	Excellent	Good	Fair	Poor	Failing
Category	A	B	C	D	E

Remarks / Requirements

- No remarks

Data Collected By: Mr. Hamza	*Designation: Team Member*	*Sign & Date: 30 May 2023*
Data Checked By: Mr. M. Fiaz	*Designation: Team Lead*	*Sign & Date: 30 May 2023*

6. Office Vehicles

Sr #	Name	Registration Number	Age (Years)	Condition	Status	Capacity	Book Value (PKR Million)
1	Suzuki	JMB 5474	31	Poor	Functional	970 CC	0.09
2	Suzuki	JMC 9700	21	Fair	Functional	1000 CC	0.09
3	Suzuki	JMC 4273	21	Fair	Functional	970 CC	0.09

Integrated Development and Asset Management Plan (IDAMP)		
Municipal Committee Jhelum		
Form: IDAMP-A16	Moveable Asset Asset Condition Assessment	Asset Code: _____ Date: 11-05-2023_____

Type of Vehicle / Machinery	Pictures
Office Vehicles	
Model / Description	

Capacity	4 Person	4 Person	4 Person
Purpose	Staff	CO	Staff
Year of Manufacturing	1992	2002	2002
Make-Model	Suzuki-Potohar	Suzuki-Cultus	Suzuki-Potohar
Capital Cost			
Fuel Consumption	172	146	69
Condition	poor	Fair	Fair
Engine Capacity	970 CC	1000 CC	970 CC
Maintenance Cost	8,000	8,000	0
Oiling /Fitness	Yes	Yes	Yes
Fitness Certificate	No	No	No
Registered	JMB 5474	JMC 9700	JMC 4273

Overall Rating					
Average Score	1	2	3	4	5
Asset Condition	Excellent	Good	Fair	Poor	Failing
Category	A	B	C	D	E

Remarks / Requirements

- No remarks

Data Collected By: Mr. Hamza	*Designation: Team Member*	Shah Hamza *Sign & Date: 30 May 2023*
Data Checked By: Mr. M. Fiaz	*Designation: Team Lead*	Fiaz *Sign & Date: 30 May 2023*

7. Street Lights

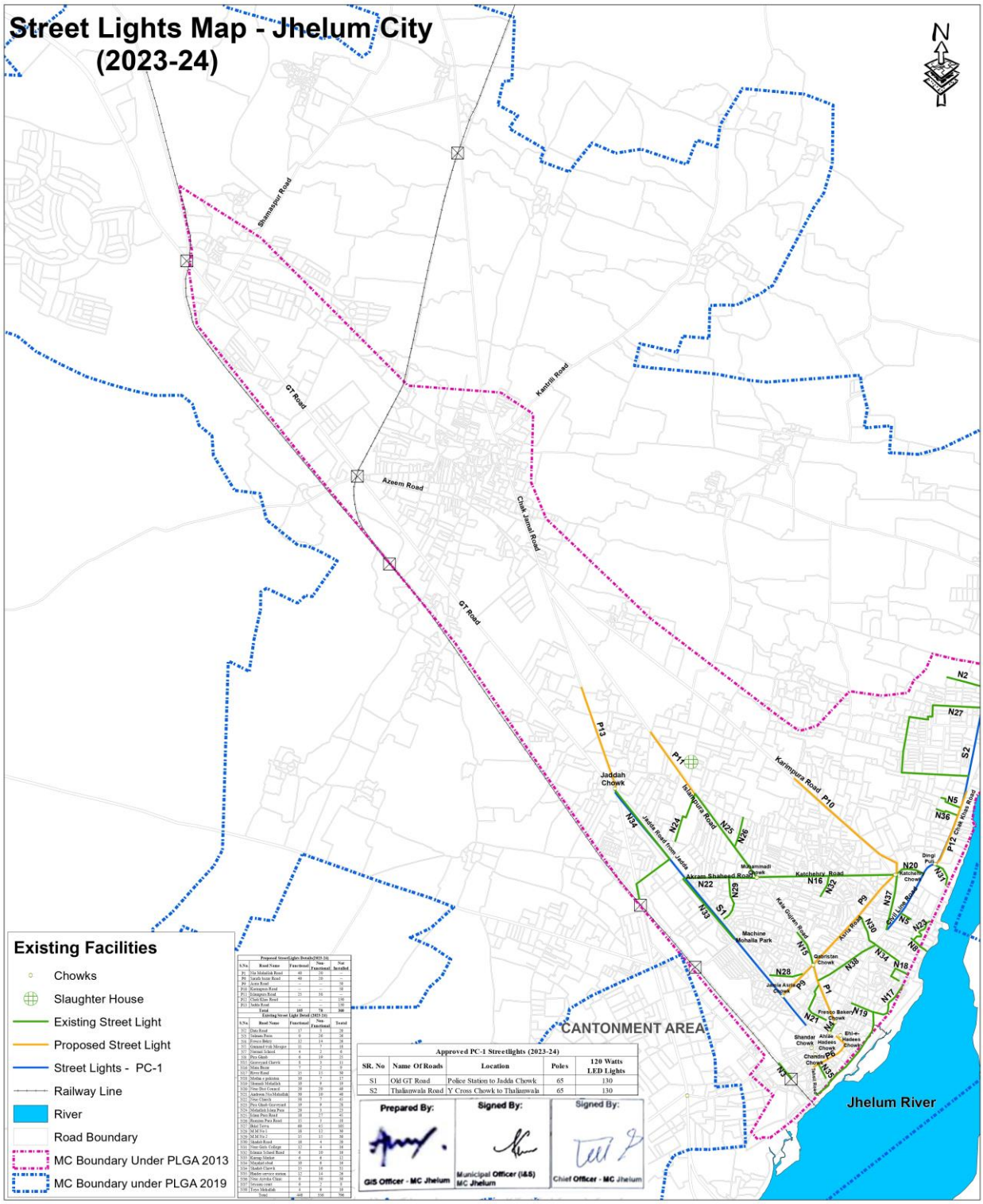

	Streetlights	MC Operated	Privately Operated
Operational Street Lights	495	495	0
Non Operational Street Lights	465	465	0
Total	**960**	**960**	**0**

Operated by	Precast Concrete	Steel Structure	Tubular Steel	Tree	Wires	Wall	Ground	Grand Total
MC	194	357	112	13	40	25	169	**885**
Private								0

Integrated Development and Asset Management Plan (IDAMP)		
Municipal Committee Jhelum		
Form: IDAMP-A9	Street Lights Asset Condition Assessment	Asset Code: _____ Date: 11-05-2023_____
Pictures		



Road	Total	Type of Luminaries (Functional)														Operational Status
		Mercury Bulb	Incandescent Bulb	Tube Light	Sodium Light (W)		CFL (W)			LED (W)						
		125 W	100 W	40 W	200	250	20	24	45	18	30	50	100	120	178	
River Road Baba Khaki Shah	35	27	2	1	9	103	2	4	1	151	92	2	14	86	1	Operational
Ground Chowk Pakistan	17															
Shamali Chowk Mohallah	19															
Council Morr	55															
Androon Niba Mohallah	60															
Civil Line Girja House	53															
Peera Gaib Graveyard Chowk	41															
Mohallah Islam Pura	23															
Islam Pura Road	51															
Ramzan Pura Road	21															
Commercial College Bilal Town	105															
Machine Muhallah No. 1	46															
Machine Muhallah No. 2	47															
Shadab Road Civil Line	28															
Near Girls College FC Office	16															
Abbas Pura Near Islamia College	18															
Karmab Market Machine Mohallah	12															
Mujahid Abad Road	16															

Shandar Chowk	31															
Bilal Town Near Haider SS	37															
Bilal Town Near Ayesha CR	39															
Tahlian Wala Data Road	26															
Salman Paris Old Bridge	59															
Fresco Bakery Civil Line	33															
Civil Line Near Masjid	21															
Normal School Near DC House	6															
Peera Gaib Near Habib Bank	34															
Graveyard Chowk Near Janazgah	11															
Total	**960**	**495**														**Operational**

Remarks / Requirements		
• Out of 960 Street Light, 495 were found to be operational.		
Data Collected By: Mr. Hamza	*Designation: Team Member*	*Sign & Date: 30 May 2023*
Data Checked By: Mr. M. Fiaz	*Designation: Team Lead*	*Sign & Date: 30 May 2023*

8. Roads

Proposed Resurfacing of Roads(2023-24)

S. No.	Location	Length(KM)
R1	Civil Line Road, Shandar Chowk to Y Cross	1
R2	Tahlia Nawala Main Road, Peers Gheb Chowk to Pandri Tawal Baraula	4
R3	Katchery Chowk to Purani Sabzi Mandi Baraula Muhammadi Chowk	1
R4	Iskoon School Road, Session Court to Islamia Road	0.3
R5	Purana Passport Office to Islampura	0.4
R6	Masjid Noor to Mujahidabad	0.4
R7	Masjid Dawatae Islami to Islamia School Road	0.3
R8	Nokalalia Addu Railway Road to River Road	0.2
R9	Marriage Hall to River Road	0.2
R10	Peera Gheb Chowk to Nia Abadi Shum ali Mohallah	0.6
R11	Road Jam aistae Islami to Imam Bargah	0.2
R12	Suleman Paras to Shanti Nagar G.T Road	1.5
R13	Quaidabad Road Kala Gujran	0.4
R14	Azeem Road Kala Gujran	0.4
R15	Remaining Part of Peer Haca Khanda to Band River	4
R16	Kala Gujran to Kotli Allah Yar	5
R17	Chowk Fazal Butt to River Band Peera Gheb	0.2

Priority List of PCP Subprojects submitted of 2023-24
MC Jhelum
Priority Road

Priority No	Name of Road	From To	Length
P1	Rewe Jhelum Bank Bagh Molallah & Bridge Nokkalia	Toll Plaza To Pir Hasu via Railway track, Jobli Ghat To Baba Kamun Shah, Overhead Bridge to Nokkha	5.7
		Addu Suleman Peers Road	
P2	Addu Suleman Peers Road Islamia Road	Jada Dawa Road To Phulaiyan Anne Jettan and Kala Gurl Station Road	4.8
P3	Kazna Peers & Kala Gujran Road	Katchery Road to Kala Gujran Gate via Kazna Peers Phulaiyan	3
P4	Baba Mehdi Shah & Islampura Road	Imar Gali Chowk to Mohallah Gharabad via Muhammadi Chowk	4.3
P5	Kala Gujran Railway Line Road	Kala Gujran Railway Phatak to Fifth Depot alongside Railway line	1.5
P6	Overhead Bridge (along with army Depot Wall)	Lahore move to overhead Bridge	0.5
P7	Rashenda Abad Road Ghamala Korba Peerun	Rashenda abad to Chitton Village	1.5
P8	Main Road Dhoke Wahab Din Main Road	Ghamala Main Road to Korba Peerun Main Road	3.5
P9	Road	Dhoke Wahab Din Main Road to Bashir Chowk	1
P10	West Colony Road	West Colony to old Rohtas Road	2.0
P11	Saeela Village Road	Saeela Village to Dhoke Lal Khan	1.8
P12	Hassan Abad Road	Hassan Abad to Masjid Golden Medina	1.5
P13	Sukha Main Road	Sukha Main road to Railway Track	1.5
P14	Nai Abadi Kharala Road	Nai Abadi Kharala Road to Paul Ratwala	1.2

PUNJAB MUNICIPAL DEVELOPEMENT FUND COMPANY	PROJECT:	Map Code	DISCLAIMER:	Scale:	Date
	PUNJAB CITIES PROGRAM (PCP)	0728020424 Map Version 1.5	SOURCES OF INFORMATION PRESENTED IN THIS MAP IS BASED ON DATA PROVIDED BY MC, PHED & OTHER SOURCES.	1:16,509	April 2024

Integrated Development and Asset Management Plan (IDAMP)

Municipal Committee Jhelum

Form: IDAMP-A8	Road Asset Condition Assessment	Asset Code: _____ Date: 11-05-2023_____

Pictures

Sr. No.	Road Name	From	to	Ownership	TST, Asphalt Or Concrete Pavers	Row (Ft)	Paved Width (Ft)	Approx. Length (Km)	Condition
1	River Road	Tehsil Road	Mohallah Peeranghaib	MC	TST	55	20	2.5	Poor
2	Machine Mohallah Road	Madni Mohallah	Machine Mohallah No,1	MC	TST	60	20	1.5	Poor
3	Mujahadabad Road	Makhdommabad	Jaddah Chowk	MC	TST	30	20	2.5	Poor
4	Mohallah Peera Ghaib streets	Main civil line road	Mohallah Peera Ghaib	MC	TST	20	16	1.0	Poor
5	Disposal station approach road	Kachi abadi	Disposal MC Jhelum	MC	TST	25	16	0.5	Poor
6	Mohalla Bagh street	Jubli ghat	Baba Kazim Shah	MC	TST	30	20	2.0	Poor
7	Dhok jumma streets	Dhoke Juma	Jamia Asria road	MC	TST	20	16	1.0	Poor
8	Machine mohalla 2& 3 streets	Muhammadi Chowk	Machine Mohallah No.3	MC	TST	20	16	2.0	Poor
9	Christian mohalla street	Islampura road	Christian mohalla	MC	PCC	22	16	0.3	Poor
10	Iqbal town (Near dhok firdos) street	Iqbal Town	Main road Karimpura	MC	TST	25	16	0.70	Poor
11	Islam Pura and Ramzan Pura streets	Main road Islampura	Muhammadi Chowk	MC	TST	20	16	2.5	Poor
12	Jaddah town streets	Doctors Colony	Jaddah Town	MC	TST	18	16	0.5	Poor
13	Shumali mohalla street	Aneelah Hotel	Tehsil Road	MC	TST	20	16	0.3	Poor
14	Mohalla makhdumabad streets	Al-minhaj Colony	Phattak ward No.2	MC	PCC	20	16	0.7	Poor
15	Ibal town street	Karimpura Road	Iqbal Town	MC	TST	20	16	0.4	Poor
16	Gujjarpura streets	Gujjarpura	GT Road	MC	PCC	20	16	0.3	Poor
17	Mohalla kala Gujran streets			MC	TST	20	16	0.7	Poor
18	Streets near PTC Jhelum colony	From back side of PTC	GT Road	MC	TST	18	16	0.5	Poor
19	Kashmir colony streets	Main GT Road	Park Kashmir Colony	MC	TST	20	16	0.7	Poor
20	Civil lines Road	Railway Road	Dengi pully	MC	TST	95	50	3.0	Good
21	Jaddah Road	Shandar Chowk	Jaddah Chungi21	MC	TST	70	50	2.5	Good

Remarks / Requirements

- No remarks

Data Collected By: Mr. Hamza	*Designation: Team Member*	*Sign & Date: 30 May 2023*

Integrated Development and Asset Management Plan (IDAMP)		
Municipal Committee Jhelum		
Form: IDAMP-A8	Road Asset Condition Assessment	Asset Code: _____ Date: 11-05-2023_____
Data Checked By: Mr. M. Fiaz	*Designation: Team Lead*	*Sign & Date: 30 May 2023*

Annexure B. Projects Coding Scheme:

Region Name	Region Code	MC	MC Code	Property Types	Property Type Code	Sub Property Types	Sub Property Type Code	Unique Codes
Northern Punjab	**01**	**Jhelum**	**03**	Water Supply System	**01**	Tube wells	**01**	**01-03-01-01-XX**
						Water Supply Network (ft)	**02**	**01-03-01-02-XX**
						OHR	**03**	**01-03-01-03-XX**
						Filtration Plants	**04**	**01-03-01-04-XX**
						Vehicles	**05**	**01-03-01-05-XX**
						GST	**06**	**01-03-01-06-XX**
				Sewerage System	**02**	Sewerage Network (ft)	**01**	**01-03-02-01-XX**
						Disposal Stations	**02**	**01-03-02-02-XX**
						Vehicles	**03**	**01-03-02-03-XX**
				Solid Waste Management System	**03**	Dumping site	**01**	**01-03-03-01-XX**
						Vehicles	**02**	**01-03-03-02-XX**
						Parking Shed	**03**	**01-03-03-03-XX**
				Roads and Streets	**04**	Roads	**01**	**01-03-04-01-XX**
						Street	**02**	**01-03-04-02-XX**
						Street light	**03**	**01-03-04-03-XX**
				Public Places	**05**	Parks	**01**	**01-03-05-01-XX**
						Playgrounds	**02**	**01-03-05-02-XX**
						Open Spaces / Plots	**03**	**01-03-05-03-XX**
						Bus Stand	**04**	**01-03-05-04-XX**
						Library	**05**	**01-03-05-05-XX**
						Slaughter Houses	**06**	**01-03-05-06-XX**
						Graveyards	**07**	**01-03-05-07-XX**
						Masjid/ Imam bargah	**08**	**01-03-05-08-XX**
						Shops	**09**	**01-03-05-09-XX**

Region Name	Region Code	MC	MC Code	Property Types	Property Type Code	Sub Property Types	Sub Property Type Code	Unique Codes
				Others	**06**	Office buildings	**01**	**01-03-06-01-XX**
						Office vehicles	**02**	**01-03-06-02-XX**
						Residential building	**03**	**01-03-06-03-XX**

Annexure C. Project Screening and Phasing

Project ID: 01-03-01-02-01

Project Description : Improvement & Rehabilitation of Water Supply system in Jhelum City

Index	Question	Index Weight	Question Weight	Sub Weight	Possible Responses	Selected Response	Achieved Score
1. Project Purpose & Service Delivery Improvement							
1.1	Does the project fill a gap in a wider system of service delivery?	**30**	10	2.5	Minor contribution	Significant contribution	**10**
				7.5	Major contribution		
				10	Significant contribution		
1.2	Whether the project will contribute to Sectoral Plan / City Master Plan?		10	0	No contribution.	Major contribution to key development goal.	**10**
				2.5	Indirect contribution.		
				7.5	Minor direct contribution		
				10	Major contribution to key development goal.		
1.3	Whether the deference/ delay of the project is going to affect citizens' health, safety, property, prosperity etc.?		10	0	No consequences	Major immediate consequences	**10**
				2.5	Minor consequences		
				7.5	Major future consequences		
				10	Major immediate consequences		
2. Public Response							
2.1	Population served by the project.	**15**	7.5	1	Less than 10%	Greater than 20%	**7.5**
				5	Between 10% to 20%		
				7.5	Greater than 20%		
2.2			5	0	Majority opposition	Majority support	**5**
				1	Minority opposition		

Index	Question	Index Weight	Question Weight	Sub Weight	Possible Responses	Selected Response	Achieved Score
	Is there support or opposition for the project from NGO's, community groups, network, media or business organizations?			5	Majority support		
				2.5	Minority support		
2.3	Is there support or opposition from residents in the immediate vicinity of the new facility?		2.5	0	Majority opposition	Majority support	**2.5**
				0.5	Minority opposition		
				2.5	Majority support		
				1.5	Minority support		
3. Environmental Impact							
3.1	The impact of the proposed project on the quality of local environment (e.g. Air quality, Water pollution, Waste reduction, etc.	**10**	10	0	Negative effects on quality of the local environme nt	Positive effects on the quality of the local en vironment	**10**
				5	Neutral		
				10	Positive effects on the quality of the local environ ment		
4. Socio-Economic Impact							
4.1	Will the project bring in direct revenue?	**15**	7.5	0	No direct revenue	Direct revenue is not sufficient to meet O&M costs	**2.5**
				2.5	Direct revenue is not sufficient to meet O&M costs		
				5	Revenue meets O&M costs		
				7.5	Revenue exceeds O&M costs		
4.2	Are there indirect economic benefits from this project in the long term, e.g. employment creation, investment generation, increase in land/property prices, reduction in citizens' expenditures, etc.?		7.5	0	Negative impact on the local economy	Additional investment in the area and increased wealth for citizens	**5**
				2.5	Little or no long term economic development benefits		
				5	Additional investment in the area and increased wealth for citizens		
				7.5	Significant competitive advantage to industry and boost to the local economy		
5. Ease of Implementation							

Index	Question	Index Weight	Question Weight	Sub Weight	Possible Responses	Selected Response	Achieved Score
5.1	Has land been acquired for the project (If required)?	30	10	10	Yes	Yes	**10**
				0	No		
5.2	Has funding been secured/allocated within the Local Government budget or whether the external sources of funding have been secured?		5	5	Yes	Yes	**5**
				0	No		
5.3	Will the project get approval from higher levels of Government?		5	1	Difficult	Easy	**5**
				2.5	Standard		
				5	Easy		
5.4	Ease of implementation of project in respect of technical design?		5	1	Difficult	Standard	**3**
				3	Standard		
				5	Easy		
5.5	Is there a capable system in place to implement and operate this project or is external support needed?		5	0	Outside expertise needed for construction, O&M	Outside expertise nee ded for construction p hase only	**1**
				1	Outside expertise needed for construction phase only		
				3	Outside expertise needed for preparation phase i. e. feasibility studies		
				5	No outside expertise needed		
Total Achieved Score							**86.5**

Project ID: 01-03-01-02-02
Project Description : Improvement of Water Supply scheme

Index	Question	Index Weight	Question Weight	Sub Weight	Possible Responses	Selected Response	Achieved Score
1. Project Purpose & Service Delivery Improvement							
1.1	Does the project fill a gap in a wider system of service delivery?	**30**	10	2.5	Minor contribution	Significant contribution	**10**
				7.5	Major contribution		
				10	Significant contribution		
1.2	Whether the project will contribute to Sectoral Plan / City Master Plan?		10	0	No contribution.	Major contribution to key development goal.	**10**
				2.5	Indirect contribution.		
				7.5	Minor direct contribution		
				10	Major contribution to key development goal.		
1.3	Whether the deference/ delay of the project is going to affect citizens' health, safety, property, prosperity etc.?		10	0	No consequences	Major immediate consequences	**10**
				2.5	Minor consequences		
				7.5	Major future consequences		
				10	Major immediate consequences		
2. Public Response							
2.1	Population served by the project.	**15**	7.5	1	Less than 10%	Greater than 20%	**7.5**
				5	Between 10% to 20%		
				7.5	Greater than 20%		
2.2	Is there support or opposition for the project from NGO's, community groups, network, media or business organizations?		5	0	Majority opposition	Majority support	**5**
				1	Minority opposition		
				5	Majority support		
				2.5	Minority support		

Index	Question	Index Weight	Question Weight	Sub Weight	Possible Responses	Selected Response	Achieved Score
2.3	Is there support or opposition from residents in the immediate vicinity of the new facility?		2.5	0	Majority opposition	Majority support	**2.5**
				0.5	Minority opposition		
				2.5	Majority support		
				1.5	Minority support		
3. Environmental Impact							
3.1	The impact of the proposed project on the quality of local environment (e.g. Air quality, Water pollution, Waste reduction, etc.	**10**	10	0	Negative effects on quality of the local environment	Positive effects on the quality of the local environment	**10**
				5	Neutral		
				10	Positive effects on the quality of the local environment		
4. Socio-Economic Impact							
4.1	Will the project bring in direct revenue?	**15**	7.5	0	No direct revenue	Direct revenue is not sufficient to meet O&M costs	**2.5**
				2.5	Direct revenue is not sufficient to meet O&M costs		
				5	Revenue meets O&M costs		
				7.5	Revenue exceeds O&M costs		
4.2	Are there indirect economic benefits from this project in the long term, e.g. employment creation, investment generation, increase in land/property prices, reduction in citizens' expenditures, etc.?		7.5	0	Negative impact on the local economy	Additional investment in the area and increased wealth for citizens	**5**
				2.5	Little or no long term economic development benefits		
				5	Additional investment in the area and increased wealth for citizens		
				7.5	Significant competitive advantage to industry and boost to the local economy		
5. Ease of Implementation							
5.1	Has land been acquired for the project (If required)?	**30**	10	10	Yes	Yes	**10**
				0	No		
5.2			5	5	Yes	Yes	**5**

Index	Question	Index Weight	Question Weight	Sub Weight	Possible Responses	Selected Response	Achieved Score
	Has funding been secured/allocated within the Local Government budget or whether the external sources of funding have been secured?			0	No		
5.3	Will the project get approval from higher levels of Government?		5	1	Difficult	Easy	**5**
				2.5	Standard		
				5	Easy		
5.4	Ease of implementation of project in respect of technical design?		5	1	Difficult	Standard	**3**
				3	Standard		
				5	Easy		
5.5	Is there a capable system in place to implement and operate this project or is external support needed?		5	0	Outside expertise needed for constructi on, O&M	Outside expertise needed f or construction phase only	**1**
				1	Outside expertise needed for constructi on phase only		
				3	Outside expertise needed for preparati on phase i.e. feasibility studies		
				5	No outside expertise needed		
Total Achieved Score							**86.5**

Project ID: 01-03-01-06-01
Project Description : Construction of Underground Water Storage Tank

Index	Question	Index Weight	Question Weight	Sub Weight	Possible Responses	Selected Response	Achieved Score
1. Project Purpose & Service Delivery Improvement							
1.1	Does the project fill a gap in a wider system of service delivery?	**30**	10	2.5	Minor contribution	Significant contribution	**10**
				7.5	Major contribution		
				10	Significant contribution		
1.2	Whether the project will contribute to Sectoral Plan / City Master Plan?		10	0	No contribution.	Major contribution to key development goal.	**10**
				2.5	Indirect contribution.		
				7.5	Minor direct contribution		
				10	Major contribution to key development goal.		
1.3	Whether the deference/ delay of the project is going to affect citizens' health, safety, property, prosperity etc.?		10	0	No consequences	Major immediate consequences	**10**
				2.5	Minor consequences		
				7.5	Major future consequences		
				10	Major immediate consequences		
2. Public Response							
2.1	Population served by the project.	**15**	7.5	1	Less than 10%	Greater than 20%	**7.5**
				5	Between 10% to 20%		
				7.5	Greater than 20%		
2.2	Is there support or opposition for the project from NGO's, community groups, network, media or business organizations?		5	0	Majority opposition	Majority support	**5**
				1	Minority opposition		
				5	Majority support		
				2.5	Minority support		

Index	Question	Index Weight	Question Weight	Sub Weight	Possible Responses	Selected Response	Achieved Score
2.3	Is there support or opposition from residents in the immediate vicinity of the new facility?		2.5	0	Majority opposition	Majority support	**2.5**
				0.5	Minority opposition		
				2.5	Majority support		
				1.5	Minority support		
3. Environmental Impact							
3.1	The impact of the proposed project on the quality of local environment (e.g. Air quality, Water pollution, Waste reduction, etc.	**10**	10	0	Negative effects on quality of the local en vironment	Positive effects on the quality of the local environment	**10**
				5	Neutral		
				10	Positive effects on the quality of the local environment		
4. Socio-Economic Impact							
4.1	Will the project bring in direct revenue?	**15**	7.5	0	No direct revenue	Direct revenue is not sufficient to meet O&M costs	**2.5**
				2.5	Direct revenue is not sufficient to meet O&M costs		
				5	Revenue meets O&M costs		
				7.5	Revenue exceeds O&M costs		
4.2	Are there indirect economic benefits from this project in the long term, e.g. employment creation, investment generation, increase in land/property prices, reduction in citizens' expenditures, etc.?		7.5	0	Negative impact on the local economy	Additional investment in the area and increased wealth for citizens	**5**
				2.5	Little or no long term economic development benefits		
				5	Additional investment in the area and increased wealth for citizens		
				7.5	Significant competitive advantage to industry and boost to the local economy		
5. Ease of Implementation							
5.1	Has land been acquired for the project (If required)?	**30**	10	10	Yes	Yes	**10**
				0	No		
5.2			5	5	Yes	Yes	**5**

Index	Question	Index Weight	Question Weight	Sub Weight	Possible Responses	Selected Response	Achieved Score
	Has funding been secured/allocated within the Local Government budget or whether the external sources of funding have been secured?			0	No		
5.3	Will the project get approval from higher levels of Government?		5	1	Difficult	Easy	**5**
				2.5	Standard		
				5	Easy		
5.4	Ease of implementation of project in respect of technical design?		5	1	Difficult	Standard	**3**
				3	Standard		
				5	Easy		
5.5	Is there a capable system in place to implement and operate this project or is external support needed?		5	0	Outside expertise needed for constructio n, O&M	Outside expertise needed for construction phase only	**1**
				1	Outside expertise needed for constructio n phase only		
				3	Outside expertise needed for preparation phase i.e. feasibility studies		
				5	No outside expertise needed		
Total Achieved Score							**86.5**

Project ID: 01-03-02-02-01

Project Description : Rehabilitation of one Disposal Station

Index	Question	Index Weight	Question Weight	Sub Weight	Possible Responses	Selected Response	Achieved Score
1. Project Purpose & Service Delivery Improvement							
1.1	Does the project fill a gap in a wider system of service delivery?	**30**	10	2.5	Minor contribution	Significant contribution	**10**
				7.5	Major contribution		
				10	Significant contribution		
1.2	Whether the project will contribute to Sectoral Plan / City Master Plan?		10	0	No contribution.	Major contribution to key development goal.	**10**
				2.5	Indirect contribution.		
				7.5	Minor direct contribution		
				10	Major contribution to key development goal.		
1.3	Whether the deference/ delay of the project is going to affect citizens' health, safety, property, prosperity etc.?		10	0	No consequences	Major immediate consequences	**10**
				2.5	Minor consequences		
				7.5	Major future consequences		
				10	Major immediate consequences		
2. Public Response							
2.1	Population served by the project.	**15**	7.5	1	Less than 10%	Greater than 20%	**7.5**
				5	Between 10% to 20%		
				7.5	Greater than 20%		
2.2	Is there support or opposition for the project from NGO's, community groups, network, media or business organizations?		5	0	Majority opposition	Majority support	**5**
				1	Minority opposition		
				5	Majority support		
				2.5	Minority support		
2.3	Is there support or opposition from residents in the immediate vicinity of the new facility?		2.5	0	Majority opposition	Majority support	**2.5**
				0.5	Minority opposition		
				2.5	Majority support		

Index	Question	Index Weight	Question Weight	Sub Weight	Possible Responses	Selected Response	Achieved Score
				1.5	Minority support		
3. Environmental Impact							
3.1	The impact of the proposed project on the quality of local environment (e.g. Air quality, Water pollution, Waste reduction, etc.	**10**	10	0	Negative effects on quality of the local environ ment	Positive effects on the qu ality of the local environm ent	**10**
				5	Neutral		
				10	Positive effects on the quality of the local envir onment		
4. Socio-Economic Impact							
4.1	Will the project bring in direct revenue?	**15**	7.5	0	No direct revenue	No direct revenue	**0**
				2.5	Direct revenue is not sufficient to meet O&M costs		
				5	Revenue meets O&M costs		
				7.5	Revenue exceeds O&M costs		
4.2	Are there indirect economic benefits from this project in the long term, e.g. employment creation, investment generation, increase in land/property prices, reduction in citizens' expenditures, etc.?		7.5	0	Negative impact on the local economy	Additional investment in the area and increased wealth for citizens	**5**
				2.5	Little or no long term economic development benefits		
				5	Additional investment in the area and increased wealth for citizens		
				7.5	Significant competitive advantage to industry and boost to the local economy		
5. Ease of Implementation							
5.1	Has land been acquired for the project (If required)?	**30**	10	10	Yes	Yes	**10**
				0	No		
5.2	Has funding been secured/allocated within the Local Government budget or whether the external sources of funding have been secured?		5	5	Yes	Yes	**5**
				0	No		
5.3	Will the project get approval from higher levels of Government?		5	1	Difficult	Easy	**5**
				2.5	Standard		

Index	Question	Index Weight	Question Weight	Sub Weight	Possible Responses	Selected Response	Achieved Score
				5	Easy		
5.4	Ease of implementation of project in respect of technical design?		5	1	Difficult	Standard	**3**
				3	Standard		
				5	Easy		
5.5	Is there a capable system in place to implement and operate this project or is external support needed?		5	0	Outside expertise needed for construction, O&M	Outside expertise needed for construction phase only	**1**
				1	Outside expertise needed for construction phase only		
				3	Outside expertise needed for preparation phase i.e. feasibility studies		
				5	No outside expertise needed		
Total Achieved Score							**84**

Project ID: 01-03-05-06-01

Project Description : Rehabilitation of slaughter house

Index	Question	Index Weight	Question Weight	Sub Weight	Possible Responses	Selected Response	Achieved Score
1. Project Purpose & Service Delivery Improvement							
1.1	Does the project fill a gap in a wider system of service delivery?	**30**	10	2.5	Minor contribution	Major contribution	**7.5**
				7.5	Major contribution		
				10	Significant contribution		
1.2	Whether the project will contribute to Sectoral Plan / City Master Plan?		10	0	No contribution.	Indirect contribution.	**2.5**
				2.5	Indirect contribution.		
				7.5	Minor direct contribution		
				10	Major contribution to key development goal.		
1.3	Whether the deference/ delay of the project is going to affect citizens' health, safety, property, prosperity etc.?		10	0	No consequences	Minor consequences	**7.5**
				2.5	Minor consequences		
				7.5	Major future consequences		
				10	Major immediate consequences		
2. Public Response							
2.1	Population served by the project.	**15**	7.5	1	Less than 10%	Between 10% to 20%	**5**
				5	Between 10% to 20%		
				7.5	Greater than 20%		
2.2	Is there support or opposition for the project from NGO's, community groups, network, media or business organizations?		5	0	Majority opposition	Majority support	**5**
				1	Minority opposition		
				5	Majority support		
				2.5	Minority support		
2.3	Is there support or opposition from residents in the immediate vicinity of the new facility?		2.5	0	Majority opposition	Majority support	**2.5**
				0.5	Minority opposition		
				2.5	Majority support		

Index	Question	Index Weight	Question Weight	Sub Weight	Possible Responses	Selected Response	Achieved Score
				1.5	Minority support		
3. Environmental Impact							
3.1	The impact of the proposed project on the quality of local environment (e.g. Air quality, Water pollution, Waste reduction, etc.	**10**	10	0	Negative effects on quality of the local envi ronment	Positive effects on the quality of the local environment	**10**
				5	Neutral		
				10	Positive effects on the quality of the local e nvironment		
4. Socio-Economic Impact							
4.1	Will the project bring in direct revenue?	**15**	7.5	0	No direct revenue	Revenue meets O&M costs	**5**
				2.5	Direct revenue is not sufficient to meet O&M costs		
				5	Revenue meets O&M costs		
				7.5	Revenue exceeds O&M costs		
4.2	Are there indirect economic benefits from this project in the long term, e.g. employment creation, investment generation, increase in land/property prices, reduction in citizens' expenditures, etc.?		7.5	0	Negative impact on the local economy	Little or no long term economic development benefits	**2.5**
				2.5	Little or no long term economic development benefits		
				5	Additional investment in the area and increased wealth for citizens		
				7.5	Significant competitive advantage to industry and boost to the local economy		
5. Ease of Implementation							
5.1	Has land been acquired for the project (If required)?	**30**	10	10	Yes	Yes	**10**
				0	No		
5.2	Has funding been secured/allocated within the Local Government budget or whether the external sources of funding have been secured?		5	5	Yes	Yes	**5**
				0	No		
5.3	Will the project get approval from higher levels of Government?		5	1	Difficult	Easy	**5**
				2.5	Standard		

Index	Question	Index Weight	Question Weight	Sub Weight	Possible Responses	Selected Response	Achieved Score
				5	Easy		
5.4	Ease of implementation of project in respect of technical design?		5	1	Difficult	Easy	**5**
				3	Standard		
				5	Easy		
5.5	Is there a capable system in place to implement and operate this project or is external support needed?		5	0	Outside expertise needed for construction, O&M	Outside expertise needed for construction phase only	**1**
				1	Outside expertise needed for construction phase only		
				3	Outside expertise needed for preparation p hase i.e. feasibility studies		
				5	No outside expertise needed		
Total Achieved Score							**73.5**

Project ID: 01-03-04-03-01

Project Description : Repair & Replacement of Streetlights

Index	Question	Index Weight	Question Weight	Sub Weight	Possible Responses	Selected Response	Achieved Score
1. Project Purpose & Service Delivery Improvement							
1.1	Does the project fill a gap in a wider system of service delivery?	**30**	10	2.5	Minor contribution	Major contribution	**7.5**
				7.5	Major contribution		
				10	Significant contribution		
1.2	Whether the project will contribute to Sectoral Plan / City Master Plan?		10	0	No contribution.	Indirect contribution.	**2.5**
				2.5	Indirect contribution.		
				7.5	Minor direct contribution		
				10	Major contribution to key development goal.		
1.3	Whether the deference/ delay of the project is going to affect citizens' health, safety, property, prosperity etc.?		10	0	No consequences	Major future consequences	**7.5**
				2.5	Minor consequences		
				7.5	Major future consequences		
				10	Major immediate consequences		
2. Public Response							
2.1	Population served by the project.	**15**	7.5	1	Less than 10%	Between 10% to 20%	**5**
				5	Between 10% to 20%		
				7.5	Greater than 20%		
2.2	Is there support or opposition for the project from NGO's, community groups, network, media or business organizations?		5	0	Majority opposition	Majority support	**5**
				1	Minority opposition		
				5	Majority support		
				2.5	Minority support		
2.3	Is there support or opposition from residents in the immediate vicinity of the new facility?		2.5	0	Majority opposition	Majority support	**2.5**
				0.5	Minority opposition		
				2.5	Majority support		

Index	Question	Index Weight	Question Weight	Sub Weight	Possible Responses	Selected Response	Achieved Score
				1.5	Minority support		
3. Environmental Impact							
3.1	The impact of the proposed project on the quality of local environment (e.g. Air quality, Water pollution, Waste reduction, etc.	**10**	10	0	Negative effects on quality of the local e nvironment	Positive effects on the q uality of the local enviro nment	**10**
				5	Neutral		
				10	Positive effects on the quality of the loc al environment		
4. Socio-Economic Impact							
4.1	Will the project bring in direct revenue?	**15**	7.5	0	No direct revenue	No direct revenue	**0**
				2.5	Direct revenue is not sufficient to meet O&M costs		
				5	Revenue meets O&M costs		
				7.5	Revenue exceeds O&M costs		
4.2	Are there indirect economic benefits from this project in the long term, e.g. employment creation, investment generation, increase in land/property prices, reduction in citizens' expenditures, etc.?		7.5	0	Negative impact on the local economy	Little or no long term economic development benefits	**2.5**
				2.5	Little or no long term economic development benefits		
				5	Additional investment in the area and increased wealth for citizens		
				7.5	Significant competitive advantage to industry and boost to the local economy		
5. Ease of Implementation							
5.1	Has land been acquired for the project (If required)?	**30**	10	10	Yes	Yes	**10**
				0	No		
5.2	Has funding been secured/allocated within the Local Government budget or whether the external sources of funding have been secured?		5	5	Yes	Yes	**5**
				0	No		
5.3	Will the project get approval from higher levels of Government?		5	1	Difficult	Standard	**5**
				2.5	Standard		
				5	Easy		

Index	Question	Index Weight	Question Weight	Sub Weight	Possible Responses	Selected Response	Achieved Score
5.4	Ease of implementation of project in respect of technical design?		5	1	Difficult	standard	**5**
				3	Standard		
				5	Easy		
5.5	Is there a capable system in place to implement and operate this project or is external support needed?		5	0	Outside expertise needed for constructi on, O&M	Outside expertise neede d for construction phase only	**5**
				1	Outside expertise needed for constructi on phase only		
				3	Outside expertise needed for preparatio n phase i.e. feasibility studies		
				5	No outside expertise needed		
Total Achieved Score							**72.5**

Project ID: 01-03-05-05-01

Project Description : Rehabilitation of two libraries in Jhelum City

Index	Question	Index Weight	Question Weight	Sub Weight	Possible Responses	Selected Response	Achieved Score
1. Project Purpose & Service Delivery Improvement							
1.1	Does the project fill a gap in a wider system of service delivery?	**30**	10	2.5	Minor contribution	Major contribution	**7.5**
				7.5	Major contribution		
				10	Significant contribution		
1.2	Whether the project will contribute to Sectoral Plan / City Master Plan?		10	0	No contribution.	Indirect contribution.	**2.5**
				2.5	Indirect contribution.		
				7.5	Minor direct contribution		
				10	Major contribution to key development goal.		
1.3	Whether the deference/ delay of the project is going to affect citizens' health, safety, property, prosperity etc.?		10	0	No consequences	Minor consequences	**2.5**
				2.5	Minor consequences		
				7.5	Major future consequences		
				10	Major immediate consequences		
2. Public Response							
2.1	Population served by the project.	**15**	7.5	1	Less than 10%	Greater than 20%	**7.5**
				5	Between 10% to 20%		
				7.5	Greater than 20%		
2.2	Is there support or opposition for the project from NGO's, community groups, network, media or business organizations?		5	0	Majority opposition	Majority support	**5**
				1	Minority opposition		
				5	Majority support		
				2.5	Minority support		
2.3	Is there support or opposition from residents in the immediate vicinity of the new facility?		2.5	0	Majority opposition	Majority support	**2.5**
				0.5	Minority opposition		
				2.5	Majority support		

Index	Question	Index Weight	Question Weight	Sub Weight	Possible Responses	Selected Response	Achieved Score
				1.5	Minority support		
3. Environmental Impact							
3.1	The impact of the proposed project on the quality of local environment (e.g. Air quality, Water pollution, Waste reduction, etc.	**10**	10	0	Negative effects on quality of the local enviro nment	Neutral	**5**
				5	Neutral		
				10	Positive effects on the quality of the local env ironment		
4. Socio-Economic Impact							
4.1	Will the project bring in direct revenue?	**15**	7.5	0	No direct revenue	No direct revenue	**0**
				2.5	Direct revenue is not sufficient to meet O&M costs		
				5	Revenue meets O&M costs		
				7.5	Revenue exceeds O&M costs		
4.2	Are there indirect economic benefits from this project in the long term, e.g. employment creation, investment generation, increase in land/property prices, reduction in citizens' expenditures, etc.?		7.5	0	Negative impact on the local economy	Little or no long term economic development benefits	**2.5**
				2.5	Little or no long term economic development benefits		
				5	Additional investment in the area and increased wealth for citizens		
				7.5	Significant competitive advantage to industry and boost to the local economy		
5. Ease of Implementation							
5.1	Has land been acquired for the project (If required)?	**30**	10	10	Yes	Yes	**10**
				0	No		
5.2	Has funding been secured/allocated within the Local Government budget or whether the external sources of funding have been secured?		5	5	Yes	Yes	**5**
				0	No		
5.3	Will the project get approval from higher levels of Government?		5	1	Difficult	Easy	**5**
				2.5	Standard		

Index	Question	Index Weight	Question Weight	Sub Weight	Possible Responses	Selected Response	Achieved Score
				5	Easy		
5.4	Ease of implementation of project in respect of technical design?		5	1	Difficult	Easy	**5**
				3	Standard		
				5	Easy		
5.5	Is there a capable system in place to implement and operate this project or is external support needed?		5	0	Outside expertise needed for construction, O &M	Outside expertise needed for construction phase only	**1**
				1	Outside expertise needed for construction phase only		
				3	Outside expertise needed for preparation phase i.e. feasibility studies		
				5	No outside expertise needed		
Total Achieved Score							**61**

Project ID: 01-03-06-01-01

Project Description : Solarization of the municipal buildings

Index	Question	Index Weight	Question Weight	Sub Weight	Possible Responses	Selected Response	Achieved Score
1. Project Purpose & Service Delivery Improvement							
1.1	Does the project fill a gap in a wider system of service delivery?	**30**	10	2.5	Minor contribution	Major contribution	**7.5**
				7.5	Major contribution		
				10	Significant contribution		
1.2	Whether the project will contribute to Sectoral Plan / City Master Plan?		10	0	No contribution.	Major contribution to key development goal.	**10**
				2.5	Indirect contribution.		
				7.5	Minor direct contribution		
				10	Major contribution to key development goal.		
1.3	Whether the deference/ delay of the project is going to affect citizens' health, safety, property, prosperity etc.?		10	0	No consequences	Minor consequences	**2.5**
				2.5	Minor consequences		
				7.5	Major future consequences		
				10	Major immediate consequences		
2. Public Response							
2.1	Population served by the project.	**15**	7.5	1	Less than 10%	Less than 10%	**1**
				5	Between 10% to 20%		
				7.5	Greater than 20%		
2.2	Is there support or opposition for the project from NGO's, community groups, network, media or business organizations?		5	0	Majority opposition	Majority support	**5**
				1	Minority opposition		
				5	Majority support		
				2.5	Minority support		
2.3	Is there support or opposition from		2.5	0	Majority opposition	Majority support	**2.5**
				0.5	Minority opposition		

Index	Question	Index Weight	Question Weight	Sub Weight	Possible Responses	Selected Response	Achieved Score
	residents in the immediate vicinity of the new facility?			2.5	Majority support		
				1.5	Minority support		
3. Environmental Impact							
3.1	The impact of the proposed project on the quality of local environment (e.g. Air quality, Water pollution, Waste reduction, etc.	**10**	10	0	Negative effects on quality of the local environment	Positive effects on the quality of the local environment	**10**
				5	Neutral		
				10	Positive effects on the quality of the local environment		
4. Socio-Economic Impact							
4.1	Will the project bring in direct revenue?	**15**	7.5	0	No direct revenue	Revenue exceeds O&M costs	**7.5**
				2.5	Direct revenue is not sufficient to meet O&M costs		
				5	Revenue meets O&M costs		
				7.5	Revenue exceeds O&M costs		
4.2	Are there indirect economic benefits from this project in the long term, e.g. employment creation, investment generation, increase in land/property prices, reduction in citizens' expenditures, etc.?		7.5	0	Negative impact on the local economy	Significant competitive advantage to industry and boost to the local economy	**7.5**
				2.5	Little or no long term economic development benefits		
				5	Additional investment in the area and increased wealth for citizens		
				7.5	Significant competitive advantage to industry and boost to the local economy		
5. Ease of Implementation							
5.1	Has land been acquired for the project (If required)?	**30**	10	10	Yes	Yes	**10**
				0	No		
5.2	Has funding been secured/allocated within the Local Government budget or whether the external sources of funding have been secured?		5	5	Yes	Yes	**5**
				0	No		

Index	Question	Index Weight	Question Weight	Sub Weight	Possible Responses	Selected Response	Achieved Score
5.3	Will the project get approval from higher levels of Government?		5	1	Difficult	Easy	**5**
				2.5	Standard		
				5	Easy		
5.4	Ease of implementation of project in respect of technical design?		5	1	Difficult	Easy	**5**
				3	Standard		
				5	Easy		
5.5	Is there a capable system in place to implement and operate this project or is external support needed?		5	0	Outside expertise needed for constr uction, O&M	Outside expertise needed fo r construction phase only	**1**
				1	Outside expertise needed for constr uction phase only		
				3	Outside expertise needed for prepar ation phase i.e. feasibility studies		
				5	No outside expertise needed		
Total Achieved Score							**79.5**

Project ID: 01-03-01-01-01

Project Description : Solarization of Tube wells and Water Supply System

Index	Question	Index Weight	Question Weight	Sub Weight	Possible Responses	Selected Response	Achieved Score
1. Project Purpose & Service Delivery Improvement							
1.1	Does the project fill a gap in a wider system of service delivery?	**30**	10	2.5	Minor contribution	Significant contribution	**10**
				7.5	Major contribution		
				10	Significant contribution		
1.2	Whether the project will contribute to Sectoral Plan / City Master Plan?		10	0	No contribution.	Major contribution to key development goal.	**10**
				2.5	Indirect contribution.		
				7.5	Minor direct contribution		
				10	Major contribution to key development goal.		
1.3	Whether the deference/ delay of the project is going to affect citizens' health, safety, property, prosperity etc.?		10	0	No consequences	Major future consequences	**7.5**
				2.5	Minor consequences		
				7.5	Major future consequences		
				10	Major immediate consequences		
2. Public Response							
2.1	Population served by the project.	**15**	7.5	1	Less than 10%	Greater than 20%	**7.5**
				5	Between 10% to 20%		
				7.5	Greater than 20%		
2.2	Is there support or opposition for the project from NGO's, community groups, network, media or business organizations?		5	0	Majority opposition	Majority support	**5**
				1	Minority opposition		
				5	Majority support		
				2.5	Minority support		

Index	Question	Index Weight	Question Weight	Sub Weight	Possible Responses	Selected Response	Achieved Score
2.3	Is there support or opposition from residents in the immediate vicinity of the new facility?		2.5	0	Majority opposition	Majority support	**2.5**
				0.5	Minority opposition		
				2.5	Majority support		
				1.5	Minority support		
3. Environmental Impact							
3.1	The impact of the proposed project on the quality of local environment (e.g. Air quality, Water pollution, Waste reduction, etc.	**10**	10	0	Negative effects on quality of the local environment	Positive effects on the quality of the local environment	**10**
				5	Neutral		
				10	Positive effects on the quality of the local environment		
4. Socio-Economic Impact							
4.1	Will the project bring in direct revenue?	**15**	7.5	0	No direct revenue	Revenue exceeds O&M costs	**7.5**
				2.5	Direct revenue is not sufficient to meet O&M costs		
				5	Revenue meets O&M costs		
				7.5	Revenue exceeds O&M costs		
4.2	Are there indirect economic benefits from this project in the long term, e.g. employment creation, investment generation, increase in land/property prices, reduction in citizens' expenditures, etc.?		7.5	0	Negative impact on the local economy	Additional investment in the area and increased wealth for citizens	**5**
				2.5	Little or no long term economic development benefits		
				5	Additional investment in the area and increased wealth for citizens		
				7.5	Significant competitive advantage to industry and boost to the local economy		

Index	Question	Index Weight	Question Weight	Sub Weight	Possible Responses	Selected Response	Achieved Score
5. Ease of Implementation							
5.1	Has land been acquired for the project (If required)?	**30**	10	10	Yes	Yes	**10**
				0	No		
5.2	Has funding been secured/allocated within the Local Government budget or whether the external sources of funding have been secured?		5	5	Yes	Yes	**5**
				0	No		
5.3	Will the project get approval from higher levels of Government?		5	1	Difficult	Standard	**2.5**
				2.5	Standard		
				5	Easy		
5.4	Ease of implementation of project in respect of technical design?		5	1	Difficult	Standard	**3**
				3	Standard		
				5	Easy		
5.5	Is there a capable system in place to implement and operate this project or is external support needed?		5	0	Outside expertise needed for construction, O&M	Outside expertise nee ded for construction p hase only	**1**
				1	Outside expertise needed for construction phase on ly		
				3	Outside expertise needed for preparation phase i.e. feasibility studies		
				5	No outside expertise nee ded		
Total Achieved Score							**86.5**

Project ID: 01-03-01-01-02

Project Description : SCADA System for Tubewells

Index	Question	Index Weight	Question Weight	Sub Weight	Possible Responses	Selected Response	Achieved Score
1. Project Purpose & Service Delivery Improvement							
1.1	Does the project fill a gap in a wider system of service delivery?	**30**	10	2.5	Minor contribution	Major contribution	**7.5**
				7.5	Major contribution		
				10	Significant contribution		
1.2	Whether the project will contribute to Sectoral Plan / City Master Plan?		10	0	No contribution.	Major contribution to key development goal.	**10**
				2.5	Indirect contribution.		
				7.5	Minor direct contribution		
				10	Major contribution to key development goal.		
1.3	Whether the deference/ delay of the project is going to affect citizens' health, safety, property, prosperity etc.?		10	0	No consequences	Minor consequences	**2.5**
				2.5	Minor consequences		
				7.5	Major future consequences		
				10	Major immediate consequences		
2. Public Response							
2.1	Population served by the project.	**15**	7.5	1	Less than 10%	Less than 10%	**1**
				5	Between 10% to 20%		
				7.5	Greater than 20%		
2.2	Is there support or opposition for the project from NGO's, community groups, network, media or business organizations?		5	0	Majority opposition	Majority support	**5**
				1	Minority opposition		
				5	Majority support		
				2.5	Minority support		
2.3	Is there support or opposition from residents in the immediate vicinity of		2.5	0	Majority opposition	Majority support	**2.5**
				0.5	Minority opposition		
				2.5	Majority support		

Index	Question	Index Weight	Question Weight	Sub Weight	Possible Responses	Selected Response	Achieved Score
	the new facility?			1.5	Minority support		
3. Environmental Impact							
3.1	The impact of the proposed project on the quality of local environment (e.g. Air quality, Water pollution, Waste reduction, etc.	**10**	10	0	Negative effects on quality of the local e nvironment	Positive effects on the quality of the local environment	**10**
				5	Neutral		
				10	Positive effects on the quality of the loca l environment		
4. Socio-Economic Impact							
4.1	Will the project bring in direct revenue?	**15**	7.5	0	No direct revenue	Revenue exceeds O&M costs	**7.5**
				2.5	Direct revenue is not sufficient to meet O&M costs		
				5	Revenue meets O&M costs		
				7.5	Revenue exceeds O&M costs		
4.2	Are there indirect economic benefits from this project in the long term, e.g. employment creation, investment generation, increase in land/property prices, reduction in citizens' expenditures, etc.?		7.5	0	Negative impact on the local economy	Significant competitive advantage to industry and boost to the local economy	**7.5**
				2.5	Little or no long term economic development benefits		
				5	Additional investment in the area and increased wealth for citizens		
				7.5	Significant competitive advantage to industry and boost to the local economy		
5. Ease of Implementation							
5.1	Has land been acquired for the project (If required)?	**30**	10	10	Yes	Yes	**10**
				0	No		
5.2	Has funding been secured/allocated within the Local Government budget or whether the external sources of funding have been secured?		5	5	Yes	Yes	**5**
				0	No		
5.3	Will the project get approval from higher levels of Government?		5	1	Difficult	Easy	**5**
				2.5	Standard		

Index	Question	Index Weight	Question Weight	Sub Weight	Possible Responses	Selected Response	Achieved Score
				5	Easy		
5.4	Ease of implementation of project in respect of technical design?		5	1	Difficult	Easy	**5**
				3	Standard		
				5	Easy		
5.5	Is there a capable system in place to implement and operate this project or is external support needed?		5	0	Outside expertise needed for constructio n, O&M	Outside expertise needed for construction phase only	**1**
				1	Outside expertise needed for constructio n phase only		
				3	Outside expertise needed for preparatio n phase i.e. feasibility studies		
				5	No outside expertise needed		
Total Achieved Score							**79.5**

Project ID: 01-03-05-01-01

Project Description : Rehab of 01 Existing Parks (Altaf Park)

Index	Question	Index Weight	Question Weight	Sub Weight	Possible Responses	Selected Response	Achieved Score
1. Project Purpose & Service Delivery Improvement							
1.1	Does the project fill a gap in a wider system of service delivery?	**30**	10	2.5	Minor contribution	Major contribution	**7.5**
				7.5	Major contribution		
				10	Significant contribution		
1.2	Whether the project will contribute to Sectoral Plan / City Master Plan?		10	0	No contribution.	Major contribution to key development goal.	**10**
				2.5	Indirect contribution.		
				7.5	Minor direct contribution		
				10	Major contribution to key development goal.		
1.3	Whether the deference/ delay of the project is going to affect citizens' health, safety, property, prosperity etc.?		10	0	No consequences	Minor consequences	**2.5**
				2.5	Minor consequences		
				7.5	Major future consequences		
				10	Major immediate consequences		
2. Public Response							
2.1	Population served by the project.	**15**	7.5	1	Less than 10%	Less than 10%	**1**
				5	Between 10% to 20%		
				7.5	Greater than 20%		
2.2	Is there support or opposition for the project from NGO's, community groups, network, media or business organizations?		5	0	Majority opposition	Majority support	**5**
				1	Minority opposition		
				5	Majority support		
				2.5	Minority support		
2.3	Is there support or opposition from residents in the immediate vicinity of		2.5	0	Majority opposition	Majority support	**2.5**
				0.5	Minority opposition		
				2.5	Majority support		

Index	Question	Index Weight	Question Weight	Sub Weight	Possible Responses	Selected Response	Achieved Score
	the new facility?			1.5	Minority support		
3. Environmental Impact							
3.1	The impact of the proposed project on the quality of local environment (e.g. Air quality, Water pollution, Waste reduction, etc.	**10**	10	0	Negative effects on quality of the local e nvironment	Positive effects on the quality of the local environment	**10**
				5	Neutral		
				10	Positive effects on the quality of the loca l environment		
4. Socio-Economic Impact							
4.1	Will the project bring in direct revenue?	**15**	7.5	0	No direct revenue	Revenue exceeds O&M costs	**7.5**
				2.5	Direct revenue is not sufficient to meet O&M costs		
				5	Revenue meets O&M costs		
				7.5	Revenue exceeds O&M costs		
4.2	Are there indirect economic benefits from this project in the long term, e.g. employment creation, investment generation, increase in land/property prices, reduction in citizens' expenditures, etc.?		7.5	0	Negative impact on the local economy	Significant competitive advantage to industry and boost to the local economy	**7.5**
				2.5	Little or no long term economic development benefits		
				5	Additional investment in the area and increased wealth for citizens		
				7.5	Significant competitive advantage to industry and boost to the local economy		
5. Ease of Implementation							
5.1	Has land been acquired for the project (If required)?	**30**	10	10	Yes	Yes	**10**
				0	No		
5.2	Has funding been secured/allocated within the Local Government budget or whether the external sources of funding have been secured?		5	5	Yes	Yes	**5**
				0	No		
5.3	Will the project get approval from higher levels of Government?		5	1	Difficult	Easy	**5**
				2.5	Standard		

Index	Question	Index Weight	Question Weight	Sub Weight	Possible Responses	Selected Response	Achieved Score
				5	Easy		
5.4	Ease of implementation of project in respect of technical design?		5	1	Difficult	Easy	**5**
				3	Standard		
				5	Easy		
5.5	Is there a capable system in place to implement and operate this project or is external support needed?		5	0	Outside expertise needed for constructio n, O&M	Outside expertise needed for construction phase only	**1**
				1	Outside expertise needed for constructio n phase only		
				3	Outside expertise needed for preparatio n phase i.e. feasibility studies		
				5	No outside expertise needed		
Total Achieved Score							**79.5**

Project ID: 01-03-05-01-02

Project Description : Rehab of Kalan Gujran Park

Index	Question	Index Weight	Question Weight	Sub Weight	Possible Responses	Selected Response	Achieved Score
1. Project Purpose & Service Delivery Improvement							
1.1	Does the project fill a gap in a wider system of service delivery?	**30**	10	2.5	Minor contribution	Major contribution	**7.5**
				7.5	Major contribution		
				10	Significant contribution		
1.2	Whether the project will contribute to Sectoral Plan / City Master Plan?		10	0	No contribution.	Major contribution to key development goal.	**10**
				2.5	Indirect contribution.		
				7.5	Minor direct contribution		
				10	Major contribution to key development goal.		
1.3	Whether the deference/ delay of the project is going to affect citizens' health, safety, property, prosperity etc.?		10	0	No consequences	Minor consequences	**2.5**
				2.5	Minor consequences		
				7.5	Major future consequences		
				10	Major immediate consequences		
2. Public Response							
2.1	Population served by the project.	**15**	7.5	1	Less than 10%	Less than 10%	**1**
				5	Between 10% to 20%		
				7.5	Greater than 20%		
2.2	Is there support or opposition for the project from NGO's, community groups, network, media or business organizations?		5	0	Majority opposition	Majority support	**5**
				1	Minority opposition		
				5	Majority support		
				2.5	Minority support		
2.3	Is there support or opposition from residents in the immediate vicinity of		2.5	0	Majority opposition	Majority support	**2.5**
				0.5	Minority opposition		
				2.5	Majority support		

Index	Question	Index Weight	Question Weight	Sub Weight	Possible Responses	Selected Response	Achieved Score
	the new facility?			1.5	Minority support		
3. Environmental Impact							
3.1	The impact of the proposed project on the quality of local environment (e.g. Air quality, Water pollution, Waste reduction, etc.	**10**	10	0	Negative effects on quality of the local e nvironment	Positive effects on the quality of the local environment	**10**
				5	Neutral		
				10	Positive effects on the quality of the loca l environment		
4. Socio-Economic Impact							
4.1	Will the project bring in direct revenue?	**15**	7.5	0	No direct revenue	Revenue exceeds O&M costs	**7.5**
				2.5	Direct revenue is not sufficient to meet O&M costs		
				5	Revenue meets O&M costs		
				7.5	Revenue exceeds O&M costs		
4.2	Are there indirect economic benefits from this project in the long term, e.g. employment creation, investment generation, increase in land/property prices, reduction in citizens' expenditures, etc.?		7.5	0	Negative impact on the local economy	Significant competitive advantage to industry and boost to the local economy	**7.5**
				2.5	Little or no long term economic development benefits		
				5	Additional investment in the area and increased wealth for citizens		
				7.5	Significant competitive advantage to industry and boost to the local economy		
5. Ease of Implementation							
5.1	Has land been acquired for the project (If required)?	**30**	10	10	Yes	Yes	**10**
				0	No		
5.2	Has funding been secured/allocated within the Local Government budget or whether the external sources of funding have been secured?		5	5	Yes	Yes	**5**
				0	No		
5.3	Will the project get approval from higher levels of Government?		5	1	Difficult	Easy	**5**
				2.5	Standard		

Index	Question	Index Weight	Question Weight	Sub Weight	Possible Responses	Selected Response	Achieved Score
				5	Easy		
5.4	Ease of implementation of project in respect of technical design?		5	1	Difficult	Easy	**5**
				3	Standard		
				5	Easy		
5.5	Is there a capable system in place to implement and operate this project or is external support needed?		5	0	Outside expertise needed for constructio n, O&M	Outside expertise needed for construction phase only	**1**
				1	Outside expertise needed for constructio n phase only		
				3	Outside expertise needed for preparatio n phase i.e. feasibility studies		
				5	No outside expertise needed		
Total Achieved Score							**79.5**

Annexure D. Environmental and Social Considerations in IDAMP[4]

Section 1: Policy, Legal and Administrative Framework

This section provides an overview of the policy framework and national legislation that applies to the proposed project. The project is expected to comply with all national/provincial legislation regulations, EPA guidelines, World Bank Operational Policies and guidelines which are relevant and applicable to the sub-project.

1.1. Punjab Environment Protection Act 1997 (Amended 2012 & 2017)

Under Section 12 (and subsequent amendment in 2012 and then in 2017) of the PEPA (1997):

"a project falling under any category specified in Schedule I of the IEE/EIA Regulations 2022 requires the proponent of the project to file an IEE with the concerned provincial EPA while projects falling under any category specified in Schedule II require the proponent to file an EIA with the provincial agency, which is responsible for its review and accordance of approval or request any additional information deemed necessary"

In compliance of local legal framework, development of IEE/EIA reports and subsequent approval from the competent forums shall be mandatory for all new infrastructure projects.

Regulatory Clearances, Punjab EPA

In accordance with provincial regulatory requirements, an IEE/EIA satisfying the requirements of the Punjab Environmental Protection Act (amended 2012&2017) will be marked cleared by Punjab-EPA and No Objection Certificate (NOC) will be issued for it. MCs will ensure to obtain NOCs/approval from the competent forums before the execution of new infrastructure development projects.

1.2. Guidelines for Environmental Assessment, Pakistan EPA

[4] The Environmental & Social Considerations have been provided by the Environment & Social Management (E&SM) team of PMDFC.

The Pak-EPA has published a set of environmental guidelines for conducting environmental assessments and the environmental management of different types of development projects. The guidelines that are relevant to the proposed projects are listed below:

- Guidelines for the Preparation and Review of Environmental Reports, Pakistan, EPA 1997.
- Guidelines for Public Consultations; Pakistan EPA May 1997

These guidelines have been adopted by the Punjab Environment Protection Agency after 18th amendment.

1.3. Punjab Environmental Quality Standards (PEQS)

The Punjab Environmental Quality Standards (PEQS), 2016 specify the following standards:

1. Punjab Environment Quality Standards for Drinking Water, 2016
2. Punjab Environment Quality Standards for Ambient Air, 2016
3. Punjab Environment Quality Standards for Noise, 2016
4. Punjab Environment Quality Standards for Municipal and Liquid Industrial Effluents,2016

32 parameters of PEQSs for drinking water shall be applicable to all water supply schemes/ projects/ subprojects (rehabilitation and new). PEQSs for ambient air shall be applicable during rehabilitation or new construction of infrastructure development projects to analyze the emissions that may emerge from construction work machinery/equipment's. PEQSs for noise shall also be applicable during rehabilitation or new construction of infrastructure development projects to analyze the emissions that may emerge from construction work machinery/equipment. PEQSs for municipal and liquid waste shall be applicable to determine the quality of municipal wastewater where wastewater is to be treated.

1.4. Other Environment Related Legislations:

Sr. #	Act	Description	Applicability to sub-project
1.	Punjab Environment Protection Act, 1997 (as amended up to 2017)	The Act establishes the Environmental Protection Agency that deals with the preparation of national environmental policies, prepare & publish national environment report, ensure the enforcement of National Environmental Quality Standards, establishment of ambient air, water and land quality standards, measures to control environmental pollution. Additionally, under this Act, no proponent of a project shall commence construction or operation unless he has filed with the Provincial Agency an initial environmental examination or, where the project is likely to cause an adverse environmental effect, an Environmental Impact Assessment (EIA/ESIA), and has obtained from the approval in respect thereof.	Section 11,12,13 and 14 of PEPA, 2012 shall be applicable to all the new infrastructure projects.
2.	Punjab Environment Protection Review of IEE/EIA Regulations 2022	Provided that the proponent shall file an Initial Environmental Examination or Environmental Impact Assessment, if the project is likely to cause an adverse environmental impact	• These regulations have two schedules I & II. As per schedule I the subprojects require submission of IEE report have to be prepared and as per schedule II the EIA of Subproject will be carried out.

Sr. #	Act	Description	Applicability to sub-project
			The sector wise screening of MCs subprojects as per Punjab Environment protection review of IEE/EIA regulations 2000 are given below in Table.

Schedule	Sector	Clause
Schedule I	Stormwater Drainage	F. Water management, dams, irrigation and flood protection 1. Small Dams and reservoirs 2. Irrigation and drainage projects
	Water supply	G. Water Supply and Treatment Water supply schemes and treatment plants with total cost less than Rs. 50 million
	Parks	I. Urban development and tourism 5. Urban development projects
	Waste	H. Waste disposal Non-hazardous scrap yard / warehouse
Schedule II	Water supply, Sewerage System and treatment	F. Water supply, Sewerage System and treatment Water supply schemes and treatment plants (excluding the Reverse

Sr. #	Act	Description	Applicability to sub-project
			Osmosis, Ultra filtration and such like) with total cost more than Rs. 50 million 2. Wastewater channels / Sewerage System Schemes 3. Combined Wastewater Treatment Plants with treatment capacity greater than 100m3/hr Waste Storage and Disposal: G. Waste Storage and Disposal 1. Landfill sites 2. Waste Incinerators and autoclaves 3. Hazardous substance or waste storage warehouse
3.	Delegations of power for Environment Approvals Rule 2017	According to these rules the powers of environmental approval are delegated to commissioner for specific types of projects	• Under PCP the clause of h, n and o are applicable. • clause h Construction of roads fallings within the jurisdiction of a district, expecting highways, expressways and motorways • Clause o solid waste management excepting landfills • Clause p water supply schemes /water purifications plants costing upto Rs. 20,000/-

Sr. #	Act	Description	Applicability to sub-project
4.	Notification No. SOG/ EPD/5-86/2019 delegation of powers to Deputy Commissioner	According to this notification the powers of environmental approval are delegated to deputy commissioner for specific types of projects	Under PCP clause g is applicable Bus and Wagon stands od category C with area upto 8 kanal.
3.	Pakistan Penal Code, 1860	The Code deals with the offences where public or private property or human lives are affected due to intentional or accidental misconduct of an individual or organization. The Code also addresses control of noise, noxious emissions and disposal of effluents.	The provisions of the Penal Code, 1860 are applicable to the project in terms of penalties for effecting human lives and public property. It also addresses the control of noise, air emissions and effluent disposal.
4.	Motor Vehicle Rules, 1969	It defines powers and responsibilities of Motor Vehicle Examiners (MVEs). The establishment of MVE inspection system is one of the regulatory measures that can be taken to tackle the ambient air quality problems associated with the vehicular emissions during operation phase.	This act is applicable to the gaseous emission that will be released from the vehicles in operation phase at machinery used during construction phase of this subproject.
5.	The Land Acquisition Act, 1894	The Land Acquisition Act, 1894, is a “law for the acquisition of land needed for public purposes and for companies and for determining the amount of compensation to be paid on account of such acquisition”.	This act will not be triggered as no land acquisition is required.
6.	The Punjab Land Acquisition Rules, 1983,	It describes the land acquisition procedure for public purposes or for a company.	This act will be triggered as wherever land to be acquired for subproject. Such as in Swerage project, Construction of

Sr. #	Act	Description	Applicability to sub-project
			Wastewater treatment plants, installation of new tube wells etc.
7.	Pakistan Antiquities Act 1975 and Punjab Antiquities Amendment Act 2012	The Punjab Antiquities Amendment Act, 2012 is adopted from the Pakistan Antiquities Act of 1975 with a few minor changes. The Antiquities Act, 1975 (amended in 1990) states the following: • "Ancient" is any object that is at least 75 years old; • All accidental discoveries of artifacts must be reported to the Federal Department of Archaeology; • The Government is the owner of all buried antiquities discovered on any site, whether protected or otherwise; • All new construction within a distance of 200 feet from protected antiquities is forbidden; • No changes or repairs can be made to a protected monument, even if it is owned privately, without approval of the responsible authorities; and The cultural heritage laws of Pakistan are uniformly applicable to all categories of sites regardless of their	The law will be applicable to the project due to its provision that if any accidental archaeological discoveries may occur during the excavation works for the construction of sub-projects.

Sr. #	Act	Description	Applicability to sub-project
		state of preservation and classification as monuments of national or world heritage.	
8.	Punjab Restriction of Employment of Children Act, 2016	According to the sub-section 11(a) of this Act, an occupier who employs or permits a child (person under the age of 15 years) to work in an establishment shall be liable to punishment with imprisonment for a term which may extend to six months, but which shall not be less than seven days, and a mandatory fine between 10,000 and 50,000 rupees.	The relevance of this act to the project will be to prohibit child employment for construction related activities of the proposed sub- project and it will be applicable throughout the construction activities related to subprojects.
9.	The Punjab Occupational Safety and Health Act, 2019	The Punjab Occupational Safety and Health Act, 2019 (IV of 2019) An Act to provide for occupational safety and health at workplace. It is necessary to make and consolidate the law for the occupational safety and health of the persons at workplace and to protect them against risks arising out of the occupational hazards; to promote safe and healthy working environment catering to the physiological and psychological needs of the employees at workplace and to provide for matters connected therewith or ancillary thereto.	The Punjab Occupational Safety and Health Act, 2019 relevant sections to the proposed projects are: 8. Safety and Health, 10. Consultation 13. Notification and investigation of accidents, dangerous occurrences and occupational illness. Adopting this Act, PMDFC has developed SOPs for health and safety of the labor (including women workers) and communities which will be applicable for all the infrastructure related activities of new or rehabilitation subprojects.

Sr. #	Act	Description	Applicability to sub-project
10	National Hazardous Waste Management Policy, 2022	A policy to facilitate the implementation of international treaties & Conventions on a national level to improve the definition & implementation of Hazardous Waste Management (HWM) for better environmental management, clarify institutional responsibilities related to HWM, and strengthen the management of hazardous & other wastes.	Policy measures shall be applicable whereas there is any risk of usage or generation of hazardous waste.
11	Protection Against Harassment of Women at the Workplace (Amended) Act, 2014	In this act major and minor penalties are mentioned.	This act is applicable for all the employees of MCs, LG&CDD and women labor (if involved for infrastructure development activities)
12	Punjab Labor Policy, 2018	Punjab Labor Policy, 2018 presents a policy document which directly addresses the child labor, bonded labor, gender discrimination, gender mainstreaming, labor protection, out of school children and lack of health facilities for the workers etc. Labor Policy of 2018 incorporates the key thematic areas regarding effective implementation of labor standards, social dialogue, improvements in workplace safety, living wages, awareness raising, excellence in labor inspections regime, imparting quality technical trainings through well-	This act is applicable for all the employees of MCs, LG&CDD and women labor (if involved for infrastructure development activities)

Sr. #	Act	Description	Applicability to sub-project
		improved Training Centers, simplification of labor laws, medical facilities for secured workers even after retirement, establishment of labor colonies and schools for workers' children, improvement in the wage fixation process and strengthening the role of Punjab Minimum Wages Board, efficient disbursement of welfare grants and gradual extension of labor protection frame-work.	
13	Punjab Local Government Act, 2019	As per PLGA 2019 Functions of a Metropolitan Corporation, Municipal Corporation and Municipal Committee: Part I (g) Solid waste collection and disposal; (h) Sewerage collection and disposal including water management and treatment; (i) Building control and land use; (j) Births, deaths, marriages and divorce registration; (k) Museums and art galleries; (l) Open markets; (m) Livestock and agriculture markets; (n) Public parking facilities; (o) City roads and traffic management;	All the related clauses of this Act shall be applicable for MCs.

Sr. #	Act	Description	Applicability to sub-project
		(p) Public transport; (q) Abstraction of water for industrial and commercial purposes; (r) Emergency planning and relief; (s) Support to provincial agencies in prevention of crime and maintenance of public order; and (t) Regulatory enforcement in the functions assigned under Part 1 and 2 of this Schedule; Part 2 (u) Establishment and management of pre-schools; (v) Libraries; (w) Drinking water supply; (x) Public convenances; (z) Children's services; (aa) Community safety; (bb) Arts and recreation; (cc) Public fairs and ceremonies; (dd) Sports; (ee) Environmental health, awareness and services; (ff) Parks and landscape development; (gg) Slaughtering of animals;	

Sr. #	Act	Description	Applicability to sub-project
		(hh) Street lights; and (ii) Sign boards and street advertisements.	
14	Guidelines for Preparation and Review of Environment Reports, 1997	Guidelines for preparation and Review of Environmental Reports were issued by Pak EPA in 1997 under Pakistan Environment Protection Act, 1997 and are adopted by Punjab Environment protection Agency after 18th Amendment. These guidelines describe the steps in IEE Preparation, format of IEE Reports, assessing impacts, mitigation and impact management, reporting, reviewing and decision making, monitoring and auditing and project management.	These guidelines shall be applicable during preparation and review of IEEs/EIAs of new infrastructure development projects.
15	Guidelines for Public Consultation,1997	These guidelines address possible approaches to public consultation and techniques for designing an effective program of consultation that reaches all major stakeholders and ensures the incorporation of their concerns in any impact assessment study. The guidelines cover consultation, involvement, and participation of stakeholders; effective public consultation (planning, stages of an EIA where consultation is appropriate); and	Public consultation and citizens engagement is mandatory at projects planning and design phase and these guidelines shall be applicable for public consultation.

Sr. #	Act	Description	Applicability to sub-project
		facilitation of involvement (including the poor, women, and NGOs).	
16	Guidelines for Regulation of Disclosure of Environmental Information & Citizen Engagement 2020	These guidelines give details about disclosure of environmental information. These guidelines have 2 parts: First part deals with Public Disclosure instructions regarding arrangement of public disclosure of environment information and maintenance of record in indexed form Second part is regarding Citizen Engagement, and it gives detailed information regarding citizen engagement and Grievance redress mechanism.	These guidelines will be applicable for public disclosure of environment related information of IEEs/EIAs or any other interventions that may cause any harm to the environment.
17	Canal and Drainage Act 1873 and Amendment Act 2016	The CDA focuses on construction and maintenance of drainage channels and defines powers to prohibit obstruction or order their removal. It also covers issues related to canal navigation. It briefly addresses issues relating to environmental pollution. Section 70(5) of the CDA clearly states that no one is allowed to “corrupt or foul the water of any canal so as to render it less fit for the purposes for which it is ordinarily used.”	This act shall be applicable for all the subprojects of MCs where untreated wastewater is being dispose off to the irrigation canals.

Sr. #	Act	Description	Applicability to sub-project
		In addition, Section 73 of the CDA gives power to arrest without warrant or to be taken before the magistrate a person who has willfully damaged or obstructed the canal or "rendered it less useful."	
18	Punjab Wildlife Protection, Conservation and Management Act, 1974	The Act requires the protection of wildlife species declared as endangered/threatened and rare. It gives protection to these species by declaring their natural living environment as protected and reserved, which includes areas such as national parks, wildlife sanctuaries, and game reserves.	This act shall be applicable in case any harm to wildlife is assessed at the stage of early screening or if there is any potential risk identified to the wildlife during or after execution of the subprojects/projects related to infrastructure development and municipal service delivery.
19	Guidelines and Checklists adopted by GOP after 18th Amendment	Punjab EPA has also designed the following Guidelines/Checklists for IEE/EIA Projects: Check List for IEE (updated September 2020) Check List for EIA (updated September 2020) After 18th Amendment, Punjab EPA has adopted the following sectoral Guidelines that were prepared by other provinces and were earlier adopted by Pak EPA: ✓ Poultry Farms ✓ Urban Roads ✓ Rural Schools ✓ Housing Schemes	Checklists for IEE and EIA shall be applicable to all the new infrastructure development projects. Following Guidelines shall be applicable for MC's municipal service delivery projects: ✓ Urban Roads ✓ Water Supply ✓ Sanitation Schemes ✓ Major Sewerage Schemes

Sr. #	Act	Description	Applicability to sub-project
		✓ Petrol & CNG ✓ Forest Road ✓ Forest Harvesting ✓ Water Supply ✓ Tourist Facilities ✓ Sanitation Schemes ✓ Major Chemicals and Manufacturing Plants ✓ Flour Mills ✓ Carpet Manufacturing ✓ Housing Estates and New Town Development ✓ Industrial Estate ✓ Major Roads ✓ Major Sewerage Schemes ✓ Stone Crushers ✓ Marble Units ✓ Oil & Gas Exploration	

Section 2: Environmental & Social Categorization

2.1. Environmental Screening and Categorization of Sub-Projects

Based upon the Screening Checklists, following table will be used to for environmental screening of the identified sub-projects/projects and further documentation requirements. This classification is preliminary and will be finalized when the exact locations and scale of the sub-projects are identified, and screening checklist will be filled in for each of the sub-project/project.

Sr. #	Project Categories	Type of Sub-projects	Nature of Environmental Issues	Env. Category	Social Category	Instruments Required
1.	**Waste Management**					
	Solid Waste	Collection Equipment, Collection Bins	Negligible environmental impacts	E3	S3	Applicability of PMDFC EHS SOPs for SWM Machinery/Equipment
	Liquid Waste	Sludge ponds	May have some negative but localized environmental and social impacts	E2	S2	ESMP
		Community septic tanks	May have some negative but localized environmental and social impacts	E2	S2	ESMP
		Vacuum Trucks, Vacuum Handcarts and others	Negligible environmental impacts	E3	S3	NA
		Construction of Waste Water Treatment Plants	May have significant environmental impacts	E1	S2/S1	IEE/EIA as per nature of impacts and Schedule I and II of PEPA Review of IEE/EIA Regulations 2022.

Sr. #	Project Categories	Type of Sub-projects	Nature of Environmental Issues	Env. Category	Social Category	Instruments Required
2.	**Water Supply**					
		Water supply pumps / tube wells	May have negligible environmental impacts	E3	S3	NA
		Overhead reservoirs (OHRs)	May have negligible environmental impacts	E2	S2	ESMP
		Water Supply distribution network	May have some negative to significant environmental and social impacts depending upon the scope of work	E1 or E2	S1 or S2	ESMP for repair and maintenance of existing network or IEE/EIA for new sub-projects as per scope of work and environmental impacts and categorization given in Schedule I and II of PEPA Review of IEE/EIA Regulations 2000
3.	**Storm Water Drainage**					
	Urban drainage systems Open Drainage System Covered Drains		May have some negative to significant environmental and social impacts depending upon the scope of work	E1 or E2	S1 or S2	ESMP for repair and maintenance of existing systems or IEE/EIA for new sub-projects as per scope of work and environmental impacts and categorization given in Schedule I and II of PEPA Review of IEE/EIA Regulations 2000
	Flood control systems		May have some negative to significant environmental and social impacts depending upon the scope of work	E1 or E2	S2	ESMP for repair and maintenance of existing system or IEE/EIA for new sub-project as per scope of work and environmental impacts and

Sr. #	Project Categories	Type of Sub-projects	Nature of Environmental Issues	Env. Category	Social Category	Instruments Required
						categorization given in Schedule I and II of PEPA Review of IEE/EIA Regulations 2000
4.	**Connectivity**					
	Rehabilitation and maintenance of urban roads[5]		May have some negative but localized environmental and social impacts	E2	S2S	ESMP
	Pedestrian walkways, Bicycle paths		May have negligible environmental impacts	E2	S2	ESMP
	Streets and security lights, and road signs		May have negligible environmental impacts	E3	S3	NA
	Construction of Bus Workshops		May have some negative but localized environmental and social impacts	E2	S2	ESMP
	Rehabilitation of Bus Stands/Terminals[6]		May have negligible environmental impacts	E2	E2	ESMP
5.	**Social and Livability Infrastructure**					
	Urban greenery and public spaces		May have negligible environmental impacts	E2	S2	ESMP
	Construction of Community Parks[7]		May have some negative but localized environmental and social impacts	E2/E1	S2/S1	ESMP/IEE/EIA
	Rehabilitation /Maintenance of Community Parks		May have negligible environmental impacts	E2	S2	ESMP

5 After 18th Amendment, Punjab EPA has adopted the Checklists/Guidelines adopted by the Pakistan EPA (as it is). Punjab EPA has adopted Checklists/Guidelines developed by KPK and Balochistan for Small to medium water supply schemes, sanitation schemes, small and medium sized road construction and expansion in urban areas and construction and expansion of bus terminals. These Checklists/Guidelines will be used for the mentioned subprojects of PCP adopted by Punjab EPA
6 According to a notification by Punjab EPA vide No. Dir (EIA)/01/2017 dated 29-05-2017, Bus and Wagon stands of Category C with area upto 8 kanals, are exempted from IEE/EIA
7 Parks will be constructed on already allocated lands (for community parks) by Local Government

Section 3: Budget Allocation

To carryout Environmental Assessment as per ESMF-PCP and PEPA, there is need to allocate budget in PC-I.

The IEE/EIA/ESMPs of each sub-project will be included in the bidding documents and the contracts. In this manner, the social and environmental management instruments will be included in the overall scope of works/services and BOQs, and the contractor will implement the mitigation measures included in the contracts alongside other works/services.

Activity	Budget Allocation (PKR)
Environmental Impact Assessment (EIA)	
Hiring of Environmental Consultant	100,0000-15,0000
Implementation of EIA	100,0000
EIA Submission fee	30,000
Initial Environmental Examination (IEE)	
Hiring of Environmental Consultant	500,000-800,000
Implementation of IEE	500,000- 700,000
IEE Submission fee	15, 000

Section 4: Monitoring & Supervision

Environment Focal Person (EFP) and Social Focal Point (SFP) and MCs of their respective region to monitor the contractor to ensure complete and proper implementation of the works/services in accordance with the contract. During this phase, environmental and social monitoring will be carried out to ensure that the mitigation measures given in the IEE/EIA/ESMPs are effectively implemented. The environmental and social monitoring will include the following:

- Environmental and social monitoring to ensure effective implementation of ESMPs and EMPs particularly the mitigation measures included in these documents.
- The monitoring will be conducted with the help of checklists prepared on the basis of the mitigation plans included in environmental and social management instruments.
- Laboratory analysis will be conducted if specified in the ESMPs.
- Photographic records will be maintained where applicable/useful.
- Preparation of monitoring reports.

Annexure E. Project Appraisal

Project ID: 01-03-05-06-01

Project Description : Rehabilitation of slaughter house

Sr. No.	Description		Unit	Value	Remarks
1	Net Present Value (NPV)	NPV=PV of benefits @ 22.32% - PV of costs @ 22.32%	Rs.	113	
2	Financial Internal Rate of Return (FIRR)	FIRR	%	97%	
3	Benefit Cost Ratio (BCR)	BCR= Total Benefits ÷ Total Costs	Ratio	176.72	
4	Payback Period	PBP= Capital costs ÷ Annual Net Benefits	Years	5	

Year No.	Year	Costs			Benefits				Net (Cost)/ Benefits	PV @ %	22.32
		Capital Cost	O&M Cost	Total Cost	Cost saving to society	Direct Revenue	Cost Savings/ Reduction	Total Benefits		Discount Factor	PV
		A	B	C=A+B	D	E	F	G=D+E+F	H=G-C	I=(1.22.32)^n	J=HxI
0	2023-2024	13.61		14				-	(14)	1	(14)
1	2024-2025		-	-			11.04	11	11	0.82	9
2	2025-2026		-	-			12.82	13	13	0.67	9
3	2026-2027		-	-			14.89	15	15	0.55	8
4	2027-2028		-	-			17.28	17	17	0.45	8
5	2028-2029		-	-			20.07	20	20	0.37	7
6	2029-2030		-	-			23.31	23	23	0.30	7
7	2030-2031		-	-			27.06	27	27	0.24	7
8	2031-2032		-	-			31.43	31	31	0.20	6
9	2032-2033		-	-			36.49	36	36	0.16	6
10	2033-2034		-	-			42.37	42	42	0.13	6
11	2034-2035		-	-			49.20	49	49	0.11	5
12	2035-2036		-	-			57.14	57	57	0.09	5
13	2036-2037		-	-			66.35	66	66	0.07	5
14	2037-2038		-	-			77.04	77	77	0.06	5
15	2038-2039		-	-			89.46	89	89	0.05	4
16	2039-2040		-	-			103.88	104	104	0.04	4
17	2040-2041		-	-			120.63	121	121	0.03	4
18	2041-2042		-	-			140.07	140	140	0.03	4
19	2042-2043		-	-			162.65	163	163	0.02	4
20	2043-2044		-	-			188.87	189	189	0.02	3
21	2044-2045		-	-			219.32	219	219	0.01	3
22	2045-2046		-	-			254.67	255	255	0.01	3
23	2046-2047		-	-			295.73	296	296	0.01	3
24	2047-2048		-	-			343.40	343	343	0.01	3
25	2048-2049			-				-	-	0.01	-
Total		14	-	14	-	-	2,405	2,405	2,392		113

Assumptions for Financial Appraisal

Costs:

1 Capital cost of the Project incorporates both the initial one-off costs such as engineering cost, project construction cost, development cost, procurement cost of equipment, machinery & other assets, utility set up cost, and any other costs to be incurred during the construction period.

2 Operating and maintenance (O&M) cost shall be incurred during operational phases of the project. Operation and maintenance cost includes electricity and other utility cost, administrative expenses, maintenance cost, payroll cost and other overheads etc.

3 Inflation rate is taken for O&M costs @ 16.12%, which is average inflation of last 5 years.

Benefits:

4 Benefits include the potential saving in the opportunity cost of vehicles. Project would provide effective protection to the vehicles against the solar radiation and ultraviolet rays, rain, hail, wind, and dust, thereby slowing down the deterioration of vehicles and reducing the cost of maintenance.

5 Inflation rate is applied at cost savings @ 16.12%, which is average inflation of last 5 years.

6 Residual Value had been taken as nil.

Estimated Project Life:

7 The life estimates of assets are compiled after review of design criteria for MC assets and international best practices. The Life Estimates taken in IDAMP are as follow:

Asset	Useful Life
Buildings/ Civil Works	25
Tubewell Pumps	15
Disposal Pumps	15
OHR	50
Water Pipelines	25
Rising Mains/ Transmission Mains	25
Sewerage/ RCC Pipelines	25
Vehicles	10
Machinary & Equipment	15

Macro-economic Indicators

8 The discount rate used for computation of present value of cash flows is taken @ 22.32 % per anum, which is KIBOR prescribed by State Bank of Pakistan as at April 11, 2023.

9 Exchange rate is taken as 284.65 PKR/ USD as per Exchange Rates for Mark to Market Revaluation provided at State Bank of Pakistan at April 07, 2023.

Project ID: 01-03-01-06-01

Project Description : Construction of Underground Water Storage Tank

Sr. No.	Description		Unit	Value	Remarks
1	Net Present Value (NPV)	NPV=PV of benefits @ 22.32% - PV of costs @ 22.32%	Rs.	(83)	
2	Financial Internal Rate of Return (FIRR)	FIRR	%	14%	
3	Benefit Cost Ratio (BCR)	BCR= Total Benefits ÷ Total Costs	Ratio	2.17	
4	Payback Period	PBP= Capital costs ÷ Annual Net Benefits	Years	7.25	

Year No.	Year	Costs			Benefits				Net (Cost)/ Benefits	PV @ %	22.32
		Capital Cost	O&M Cost	Total Cost	Cost saving to society	Direct Revenue	Cost Savings/ Reduction	Total Benefits		Discount Factor	PV
		A	B	C=A+B	D	E	F	G=D+E+F	H=G-C	I=(1.22.32)^n	J=HxI
0	2023-2024	50.00		50				-	(50)	1	(50)
1	2024-2025	100.00		100	11.00			11	(89)	0.82	(73)
2	2025-2026	50.00	5.00	55	12.77			13	(42)	0.67	(28)
3	2026-2027		5.81	6	14.83			15	9	0.55	5
4	2027-2028		6.74	7	17.22			17	10	0.45	5
5	2028-2029		7.83	8	20.00			20	12	0.37	4
6	2029-2030		9.09	9	23.22			23	14	0.30	4
7	2030-2031		10.56	11	26.97			27	16	0.24	4
8	2031-2032		12.26	12	31.31			31	19	0.20	4
9	2032-2033		14.23	14	36.36			36	22	0.16	4
10	2033-2034		16.53	17	42.22			42	26	0.13	3
11	2034-2035		19.19	19	49.03			49	30	0.11	3
12	2035-2036		22.29	22	56.93			57	35	0.09	3
13	2036-2037		25.88	26	66.11			66	40	0.07	3
14	2037-2038		30.05	30	76.77			77	47	0.06	3
15	2038-2039		34.89	35	89.14			89	54	0.05	3
16	2039-2040		40.52	41	103.51			104	63	0.04	3
17	2040-2041		47.05	47	120.20			120	73	0.03	2
18	2041-2042		54.64	55	139.58			140	85	0.03	2
19	2042-2043		63.44	63	162.08			162	99	0.02	2
20	2043-2044		73.67	74	188.20			188	115	0.02	2
21	2044-2045		85.55	86	218.54			219	133	0.01	2
22	2045-2046		99.34	99	253.77			254	154	0.01	2
23	2046-2047		115.35	115	294.68			295	179	0.01	2
24	2047-2048		133.94	134	342.18			342	208	0.01	2
25	2048-2049		155.54	156	397.34			397	242	0.01	2
Total		200	1,089	1,289	2,794	-	-	2,794	1,505		(83)

Assumptions for Financial Appraisal

Costs:

1 Capital cost of the Project incorporates both the initial one-off costs such as engineering cost, project construction cost, development cost, procurement cost of equipment, machinery & other assets, utility set up cost, and any other costs to be incurred during the construction period.

2 Operating and maintenance (O&M) cost shall be incurred during operational phases of the project. Operation and maintenance cost includes electricity and other utility cost, administrative expenses, maintenance cost, payroll cost and other overheads etc.

3 Inflation rate is taken for O&M costs @ 16.12%, which is average inflation of last 5 years.

Benefits:

4 Benefits include the potential saving in the opportunity cost of vehicles. Project would provide effective protection to the vehicles against the solar radiation and ultraviolet rays, rain, hail, wind, and dust, thereby slowing down the deterioration of vehicles and reducing the cost of maintenance.

5 Inflation rate is applied at cost savings @ 16.12%, which is average inflation of last 5 years.

6 Residual Value had been taken as nil.

Estimated Project Life:

7 The life estimates of assets are compiled after review of design criteria for MC assets and international best practices. The Life Estimates taken in IDAMP are as follow:

Asset	Useful Life
Buildings/ Civil Works	25
Tubewell Pumps	15
Disposal Pumps	15
OHR	50
Water Pipelines	25
Rising Mains/ Transmission Mains	25
Sewerage/ RCC Pipelines	25
Vehicles	10
Machinary & Equipment	15

Macro-economic Indicators

8 The discount rate used for computation of present value of cash flows is taken @ 22.32 % per anum, which is KIBOR prescribed by State Bank of Pakistan as at April 11, 2023.

9 Exchange rate is taken as 284.65 PKR/ USD as per Exchange Rates for Mark to Market Revaluation provided at State Bank of Pakistan at April 07, 2023.

Project ID: 01-03-06-01-01

Project Description : Solarization of the municipal buildings

Sr. No.	Description		Unit	Value	Remarks
1	Net Present Value (NPV)	NPV=PV of benefits @ 22.32% - PV of costs @ 22.32%	Rs.	151	
2	Financial Internal Rate of Return (FIRR)	FIRR	%	37%	
3	Benefit Cost Ratio (BCR)	BCR= Total Benefits ÷ Total Costs	Ratio	22.53	
4	Payback Period	PBP= Capital costs ÷ Annual Net Benefits	Years	7.25	

Year No.	Year	Costs			Benefits				Net (Cost)/ Benefits	PV @ %	22.32
		Capital Cost	O&M Cost	Total Cost	Cost saving to society	Direct Revenue	Cost Savings/ Reduction	Total Benefits		Discount Factor	PV
		A	B	C=A+B	D	E	F	G=D+E+F	H=G-C	I=(1.22.32)^n	J=HxI
0	2023-2024	100.00	0.50	101				-	(101)	1	(101)
1	2024-2025		0.58	1	22.00			22	21	0.82	18
2	2025-2026		0.67	1	25.55			26	25	0.67	17
3	2026-2027		0.78	1	29.66			30	29	0.55	16
4	2027-2028		0.91	1	34.45			34	34	0.45	15
5	2028-2029		1.06	1	40.00			40	39	0.37	14
6	2029-2030		1.23	1	46.45			46	45	0.30	14
7	2030-2031		1.42	1	53.93			54	53	0.24	13
8	2031-2032		1.65	2	62.63			63	61	0.20	12
9	2032-2033		1.92	2	72.72			73	71	0.16	12
10	2033-2034		2.23	2	84.45			84	82	0.13	11
11	2034-2035		2.59	3	98.06			98	95	0.11	10
12	2035-2036		3.01	3	113.87			114	111	0.09	10
13	2036-2037		3.49	3	132.22			132	129	0.07	9
14	2037-2038		4.05	4	153.54			154	149	0.06	9
15	2038-2039		4.71	5	178.29			178	174	0.05	8
16	2039-2040		5.46	5	207.03			207	202	0.04	8
17	2040-2041		6.34	6	240.40			240	234	0.03	8
18	2041-2042		7.37	7	279.15			279	272	0.03	7
19	2042-2043		8.55	9	324.15			324	316	0.02	7
20	2043-2044		9.93	10	376.41			376	366	0.02	7
21	2044-2045		11.53	12	437.08			437	426	0.01	6
22	2045-2046		13.39	13	507.54			508	494	0.01	6
23	2046-2047		15.55	16	589.36			589	574	0.01	6
24	2047-2048		18.06	18	684.36			684	666	0.01	5
25	2048-2049		20.97	21	794.68			795	774	0.01	5
Total		100	148	248	5,588	-	-	5,588	5,340		151

Assumptions for Financial Appraisal

Costs:

1 Capital cost of the Project incorporates both the initial one-off costs such as engineering cost, project construction cost, development cost, procurement cost of equipment, machinery & other assets, utility set up cost, and any other costs to be incurred during the construction period.

2 Operating and maintenance (O&M) cost shall be incurred during operational phases of the project. Operation and maintenance cost includes electricity and other utility cost, administrative expenses, maintenance cost, payroll cost and other overheads etc.

3 Inflation rate is taken for O&M costs @ 16.12%, which is average inflation of last 5 years.

Benefits:

4 Benefits include the potential saving in the opportunity cost of vehicles. Project would provide effective protection to the vehicles against the solar radiation and ultraviolet rays, rain, hail, wind, and dust, thereby slowing down the deterioration of vehicles and reducing the cost of maintenance.

5 Inflation rate is applied at cost savings @ 16.12%, which is average inflation of last 5 years.

6 Residual Value had been taken as nil.

Estimated Project Life:

7 The life estimates of assets are compiled after review of design criteria for MC assets and international best practices. The Life Estimates taken in IDAMP are as follow:

Asset	Useful Life
Buildings/ Civil Works	25
Tubewell Pumps	15
Disposal Pumps	15
OHR	50
Water Pipelines	25
Rising Mains/ Transmission Mains	25
Sewerage/ RCC Pipelines	25
Vehicles	10
Machinary & Equipment	15

Macro-economic Indicators

8 The discount rate used for computation of present value of cash flows is taken @ 22.32 % per anum, which is KIBOR prescribed by State Bank of Pakistan as at April 11, 2023.

9 Exchange rate is taken as 284.65 PKR/ USD as per Exchange Rates for Mark to Market Revaluation provided at State Bank of Pakistan at April 07, 2023.

Project ID: 01-03-01-01-01

Project Description : Solarization of Tube wells and Water Supply System

Sr. No.	Description		Unit	Value	Remarks
1	Net Present Value (NPV)	NPV=PV of benefits @ 22.32% - PV of costs @ 22.32%	Rs.	151	
2	Financial Internal Rate of Return (FIRR)	FIRR	%	37%	
3	Benefit Cost Ratio (BCR)	BCR= Total Benefits ÷ Total Costs	Ratio	22.53	
4	Payback Period	PBP= Capital costs ÷ Annual Net Benefits	Years	7.25	

Year No.	Year	Costs			Benefits				Net (Cost)/ Benefits	PV @ %	22.32
		Capital Cost	O&M Cost	Total Cost	Cost saving to society	Direct Revenue	Cost Savings/ Reduction	Total Benefits		Discount Factor	PV
		A	B	C=A+B	D	E	F	G=D+E+F	H=G-C	I=(1.22.32)^n	J=HxI
0	2023-2024	100.00	0.50	101				-	(101)	1	(101)
1	2024-2025		0.58	1	22.00			22	21	0.82	18
2	2025-2026		0.67	1	25.55			26	25	0.67	17
3	2026-2027		0.78	1	29.66			30	29	0.55	16
4	2027-2028		0.91	1	34.45			34	34	0.45	15
5	2028-2029		1.06	1	40.00			40	39	0.37	14
6	2029-2030		1.23	1	46.45			46	45	0.30	14
7	2030-2031		1.42	1	53.93			54	53	0.24	13
8	2031-2032		1.65	2	62.63			63	61	0.20	12
9	2032-2033		1.92	2	72.72			73	71	0.16	12
10	2033-2034		2.23	2	84.45			84	82	0.13	11
11	2034-2035		2.59	3	98.06			98	95	0.11	10
12	2035-2036		3.01	3	113.87			114	111	0.09	10
13	2036-2037		3.49	3	132.22			132	129	0.07	9
14	2037-2038		4.05	4	153.54			154	149	0.06	9
15	2038-2039		4.71	5	178.29			178	174	0.05	8
16	2039-2040		5.46	5	207.03			207	202	0.04	8
17	2040-2041		6.34	6	240.40			240	234	0.03	8
18	2041-2042		7.37	7	279.15			279	272	0.03	7
19	2042-2043		8.55	9	324.15			324	316	0.02	7
20	2043-2044		9.93	10	376.41			376	366	0.02	7
21	2044-2045		11.53	12	437.08			437	426	0.01	6
22	2045-2046		13.39	13	507.54			508	494	0.01	6
23	2046-2047		15.55	16	589.36			589	574	0.01	6
24	2047-2048		18.06	18	684.36			684	666	0.01	5
Total		100	148	248	5,588	-	-	5,588	5,340		151

Assumptions for Financial Appraisal

Costs:

1 Capital cost of the Project incorporates both the initial one-off costs such as engineering cost, project construction cost, development cost, procurement cost of equipment, machinery & other assets, utility set up cost, and any other costs to be incurred during the construction period.

2 Operating and maintenance (O&M) cost shall be incurred during operational phases of the project. Operation and maintenance cost includes electricity and other utility cost, administrative expenses, maintenance cost, payroll cost and other overheads etc.

3 Inflation rate is taken for O&M costs @ 16.12%, which is average inflation of last 5 years.

Benefits:

4 Benefits include the potential saving in the opportunity cost of vehicles. Project would provide effective protection to the vehicles against the solar radiation and ultraviolet rays, rain, hail, wind, and dust, thereby slowing down the deterioration of vehicles and reducing the cost of maintenance.

5 Inflation rate is applied at cost savings @ 16.12%, which is average inflation of last 5 years.

6 Residual Value had been taken as nil.

Estimated Project Life:

7 The life estimates of assets are compiled after review of design criteria for MC assets and international best practices. The Life Estimates taken in IDAMP are as follow:

Asset	Useful Life
Buildings/ Civil Works	25
Tubewell Pumps	15
Disposal Pumps	15
OHR	50
Water Pipelines	25
Rising Mains/ Transmission Mains	25
Sewerage/ RCC Pipelines	25
Vehicles	10
Machinary & Equipment	15

Macro-economic Indicators

8 The discount rate used for computation of present value of cash flows is taken @ 22.32 % per anum, which is KIBOR prescribed by State Bank of Pakistan as at April 11, 2023.

9 Exchange rate is taken as 284.65 PKR/ USD as per Exchange Rates for Mark to Market Revaluation provided at State Bank of Pakistan at April 07, 2023.

Annexure F. Stakeholder's Consultative Session

Consultative Session - Jhelum.pdf

2022-2023

Consultative Session_Jhelum.pdf

2023-2024

Annexure G. Cost Estimates for Operation & Maintenance of water supply systems for the budgeted year (2023-2024)

Summary of Cost		
Sub Head No	**Sub Head**	**Total Cost (Rs)**
1	Man power (Annex-A-1)	28,836,672
2	Electricity charges (Annex-B-1)	34,945,699
3	Repairs & Replacements (Annex-C-1)	12,353,000
4	Supply items (Annex-D-1)	-
	POL	453,600
	Contingencies	-
	Grand Total	**76,135,371**
	Add unforeseen items cost = 5 % of item No3 & 4	-
	Grand Total	**76,135,371**
	Say (million Rs)	**76.14**

Annexure H. Cost Estimates for Operation & Maintenance of sewerage systems for the budgeted year (2023-2024)

Summary of Cost Sewerage		
Sub Head No	**Sub Head**	**Total Cost**
1	Man power (Annex-A-2)	8,363,644
2	Electricity charges (Annex-B-2)	-
3	Repairs & Replacements (Annex-C-2)	1,498,400
4	Supply items (Annex-D-2)	204,600
5	POL	2,919,000
6	Contingencies	205,000
	Grand Total	**13,190,644**
	Grand Total	**13,190,644**
	Say (million Rs)	**13.19**

Annexure I. Cost Estimates for Operation & Maintenance of solid waste management for the budgeted year (2023-2024)

Summary of Cost		
sub head No	**Sub Head**	**Total Cost**
1	Man power (Annex-A-3)	159,004,750
2	Energy Charges (Annex-B-3)	-
3	Repairs & Replacements (Annex-C-3)	12,235,000
4	Supply items (Annex-3)	15,944,500
	POL	39,428,760
	Contingencies	16,050,000
	Grand Total	**187,184,250**
	Grand Total	**187,184,250**
	Say (million Rs)	**187.18**